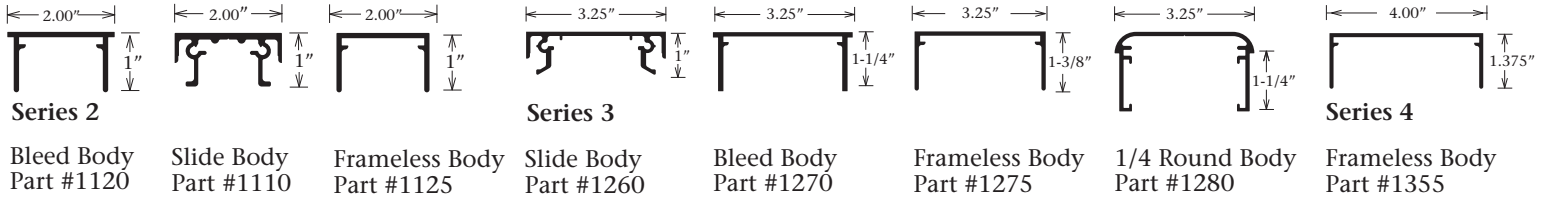



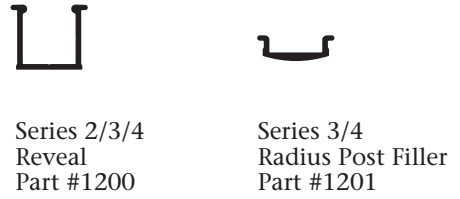
Body Options



Panel Adaptor Options



Reveal

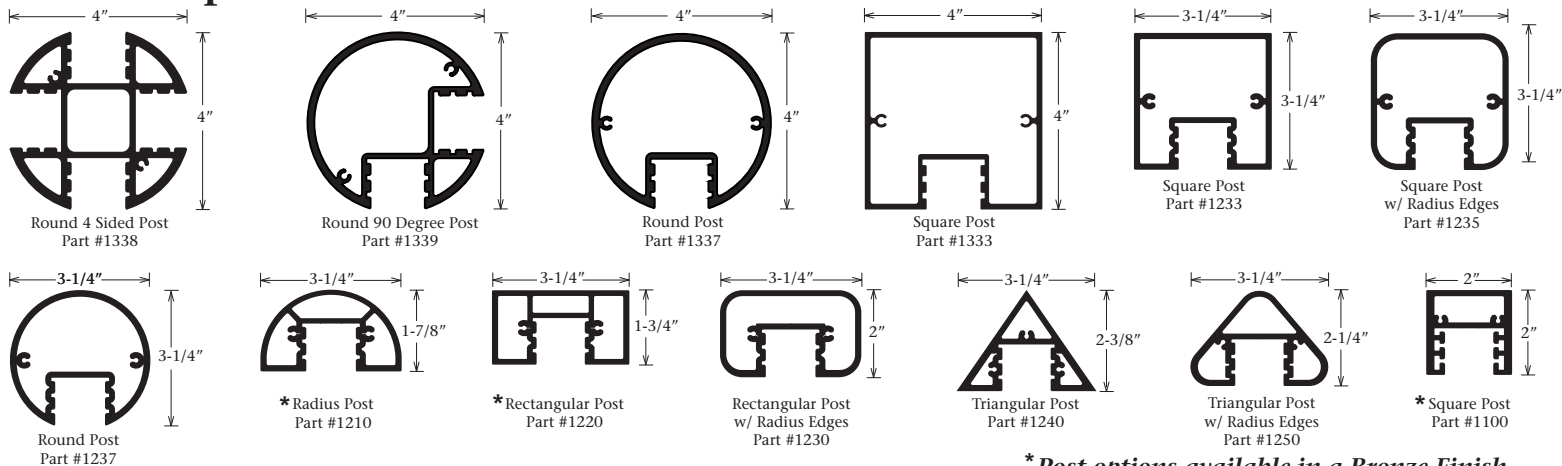


Features & Benefits

- Series 2, 3, and 4 Bodies offer a framed or frameless appearance
- Series 2/3/4 Bodies and Panel Adaptors can integrate with any of the 13 post options
- Series 2/3/4 Panel Adaptors offer an affordable interchangeable solution for post and panel applications



13 Post Options

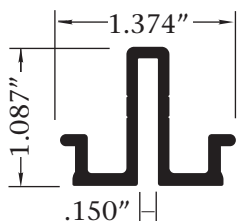


** Post options available in a Bronze Finish*

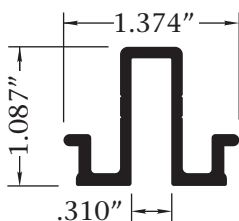


Series 2/3/4 Panel Adaptors

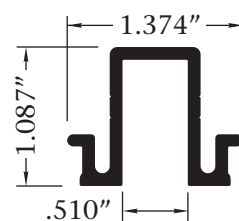
Part	Part Number	Length	Mill	Pre-painted
Series 2/3/4 Panel Adaptor - 1/4"	1202	16'-2"	Mill	Pre-painted
Series 2/3/4 Panel Adaptor - 1/2"	1204	16'-2"	Mill	Pre-painted
Series 2/3/4 Panel Adaptor - 1/8"	1203	16'-2"	Mill	Pre-painted



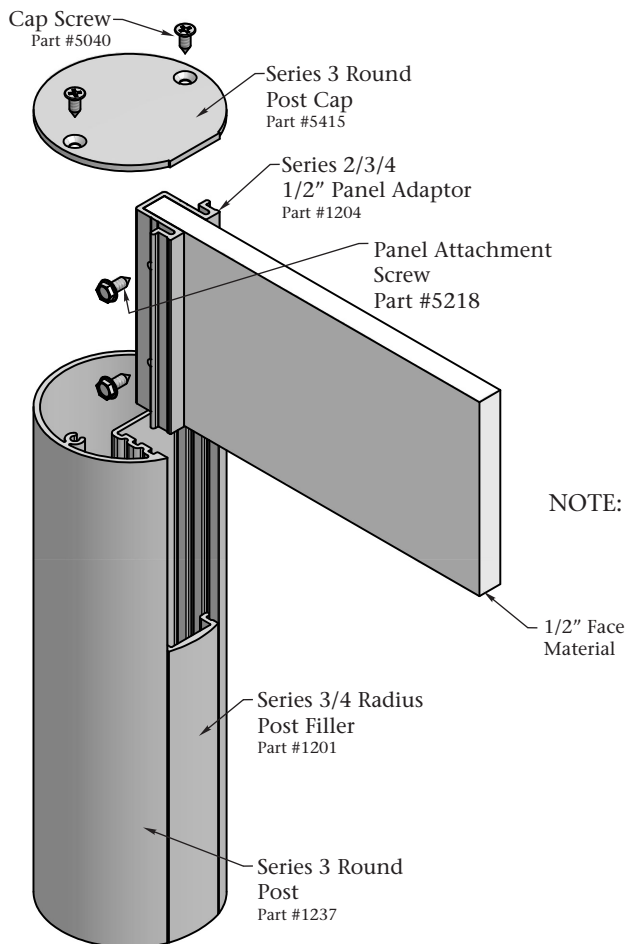
**Series 2/3/4
1/8" Panel Adaptor**
Part #1203



**Series 2/3/4
1/4" Panel Adaptor**
Part #1202



**Series 2/3/4
1/2" Panel Adaptor**
Part #1204



NOTE: Face material not included.

Features & Benefits

- Panel Adaptors slide into any Series 2, Series 3 or Series 4 Posts
- Adaptors can be used with any rigid PVC sheet stock, hardwood core, corrugated plastic core, or solid core laminate sheet stock
- No visible panel attachment fasteners
- Quick and easy to assemble



Series 2/3/4 Reveal
Part #1200



**Series 3/4 Radius
Post Filler**
Part #1201

(Below the Panel Filler and Spacers)