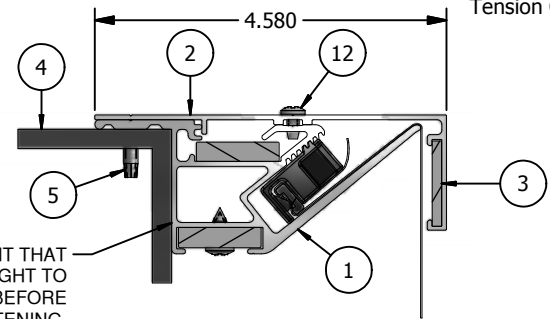
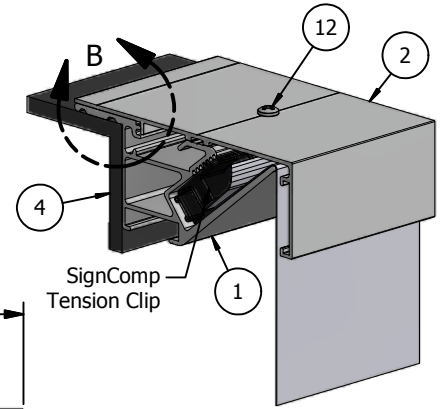
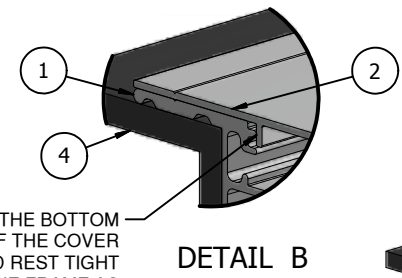
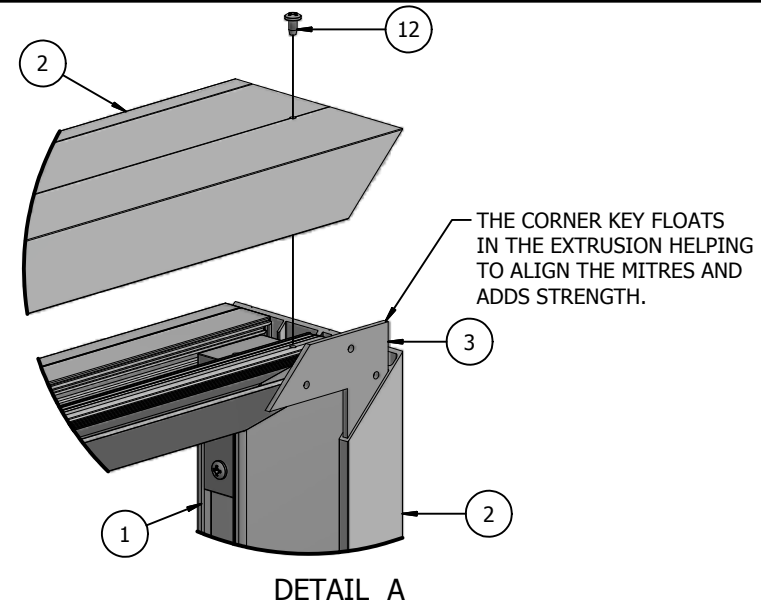
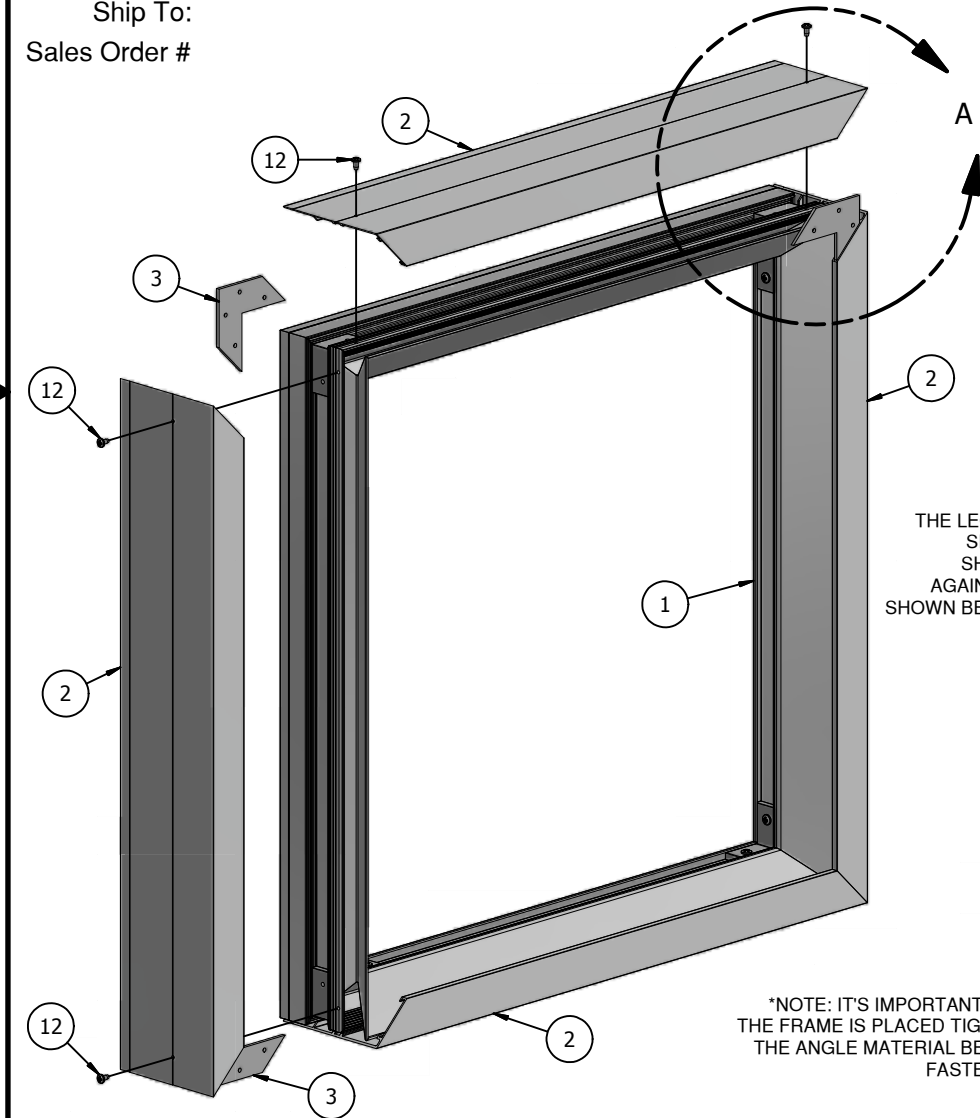


| ITEM | PART # | DESCRIPTION | NOTES |
|------|----------|----------------------------------|---|
| 1 | K2107 | Flat Bleed Retro Frame II | Assembly |
| 2 | 2127 | 1 1/2" Flat Retro Frame Cover II | All Sides |
| 3 | 5210 | Corner Key | One (1) per corner of Cover |
| 4 | By Other | Angle or Tubing | Required if not attaching to existing structure |
| 5 | By Other | Attachment Fastener | Not Provided by SignComp |
| 12 | 5195 | Cover Screw | #8x5/16" Pre-drill 1/8" hole |

NOTE: PRE-CUT KITS ARE NOT PRE-DRILLED.

(Holes shown in this drawing are for reference only.
Drilling of pilot holes are to be done by fabricator.)

Ship To:
Sales Order #



*NOTE: IT'S IMPORTANT THAT THE FRAME IS PLACED TIGHT TO THE ANGLE MATERIAL BEFORE FASTENING.

THIS DRAWING WAS CREATED AT NO CHARGE TO ASSIST YOU IN VISUALIZING OUR PROPOSAL. THE DRAWING HEREIN IS THE PROPERTY OF SIGNCOMP. PERMISSION TO COPY OR REVISE THIS DRAWING OR TO USE THIS DRAWING FOR PRODUCTION IS STRICTLY PROHIBITED AND CAN ONLY BE COPIED, REVISED OR USED FOR PRODUCTION WITH THE EXPRESSED WRITTEN PERMISSION OF SIGNCOMP.

SignComp

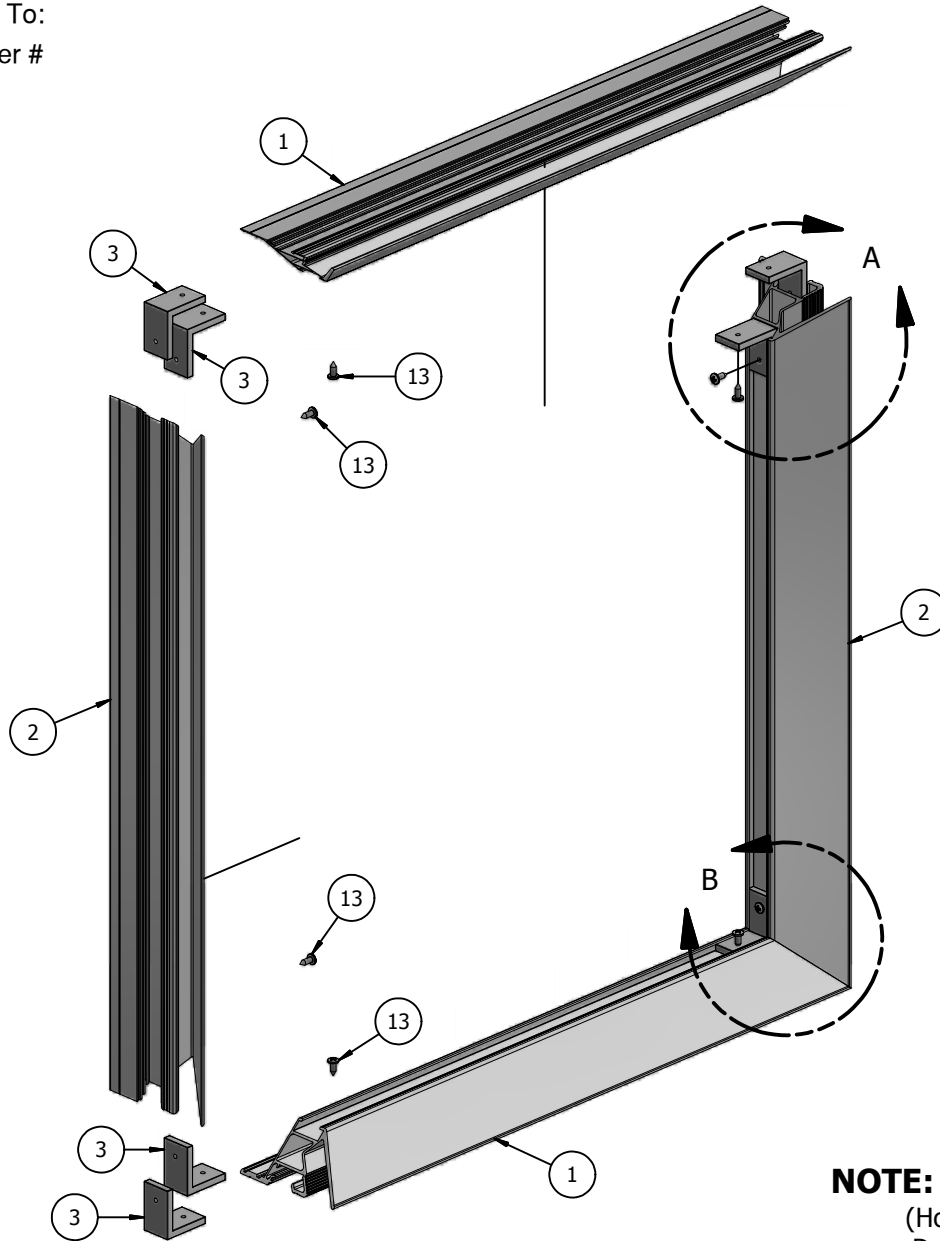
Part Name: Flat Bleed Retro Frame II/1-1/2" Frame Cover Revision: K2107-27

Sheet: 1 of 1 Drawing By: SBreihof

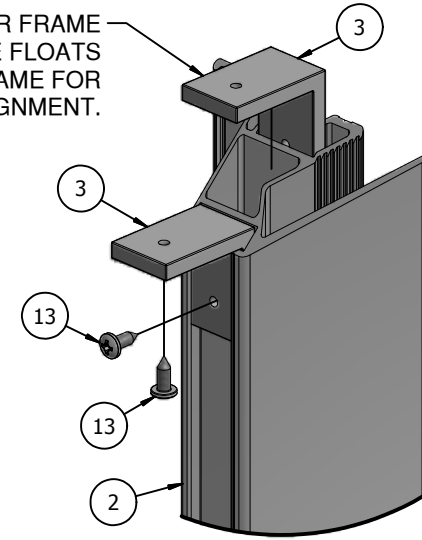
Date: 2/12/2015

| ITEM | PART # | DESCRIPTION | NOTES |
|------|--------|---------------------------|-----------------------------|
| 1 | 2107 | Flat Bleed Retro Frame II | Top & Bottom |
| 2 | 2107 | Flat Bleed Retro Frame II | Sides |
| 3 | 5305 | Frame Corner Angle | Two (2) per corner |
| 13 | 5218 | Corner Angle Screw | #10 x 1/2" pan head tapping |

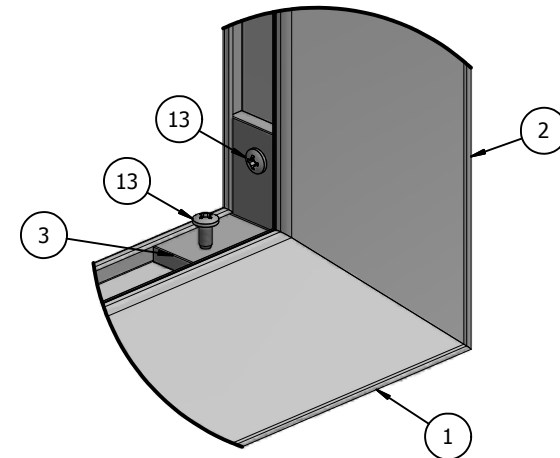
Ship To:
Sales Order #



THE OUTER FRAME
CORNER ANGLE FLOATS
IN THE FRAME FOR
ALIGNMENT.



DETAIL A



DETAIL B

NOTE: PRE-CUT KITS ARE NOT PRE-DRILLED.

(Holes shown in this drawing are for reference only.
Drilling of pilot holes are to be done by fabricator.)

THIS DRAWING WAS CREATED AT NO CHARGE TO ASSIST YOU IN VISUALIZING OUR PROPOSAL. THE DRAWING HEREIN IS THE PROPERTY OF SIGNCOMP. PERMISSION TO COPY OR REVISE THIS DRAWING OR TO USE THIS DRAWING FOR PRODUCTION IS STRICTLY PROHIBITED AND CAN ONLY BE COPIED, REVISED OR USED FOR PRODUCTION WITH THE EXPRESSED WRITTEN PERMISSION OF SIGNCOMP.

Part Name: Flat Bleed Retro Frame II - Assembly

Part Number: K2107

Revision:

Date: 1/30/2015

Drawing By: SBreihof

Sheet: 1 of 1

Size: A

SignComp