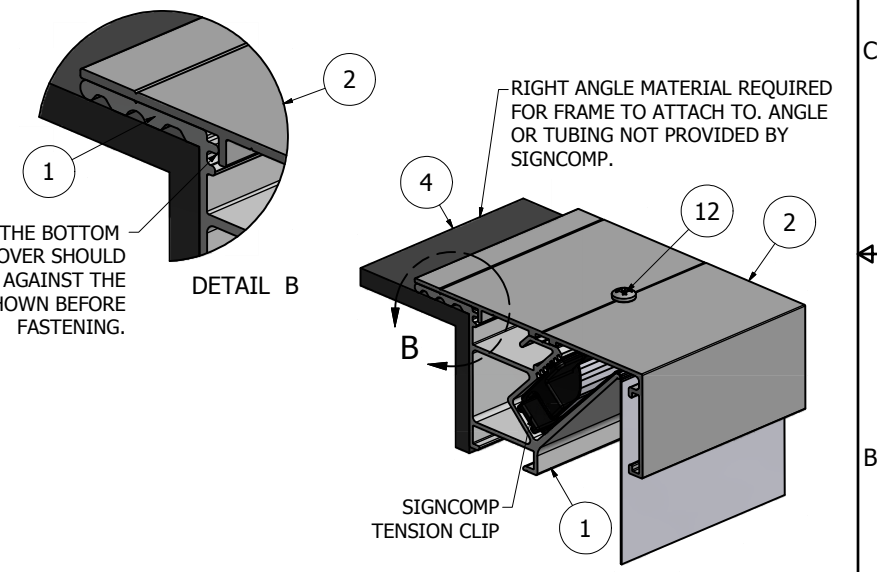
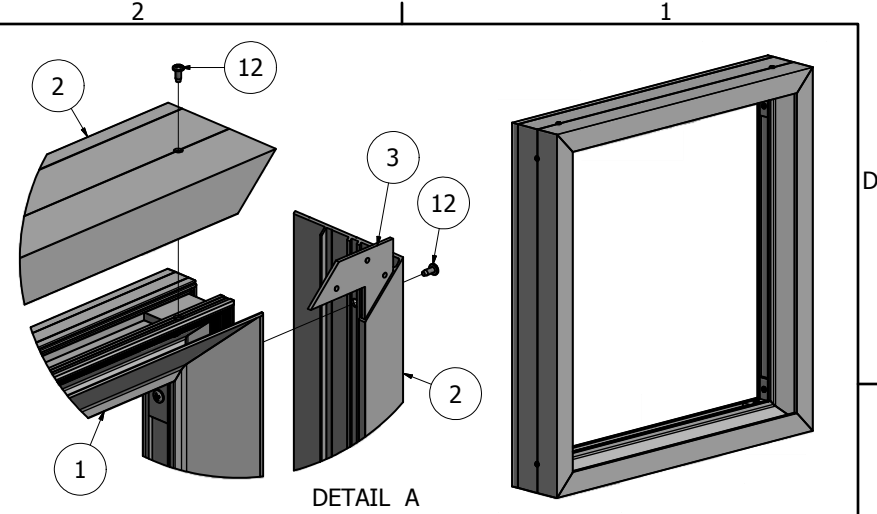
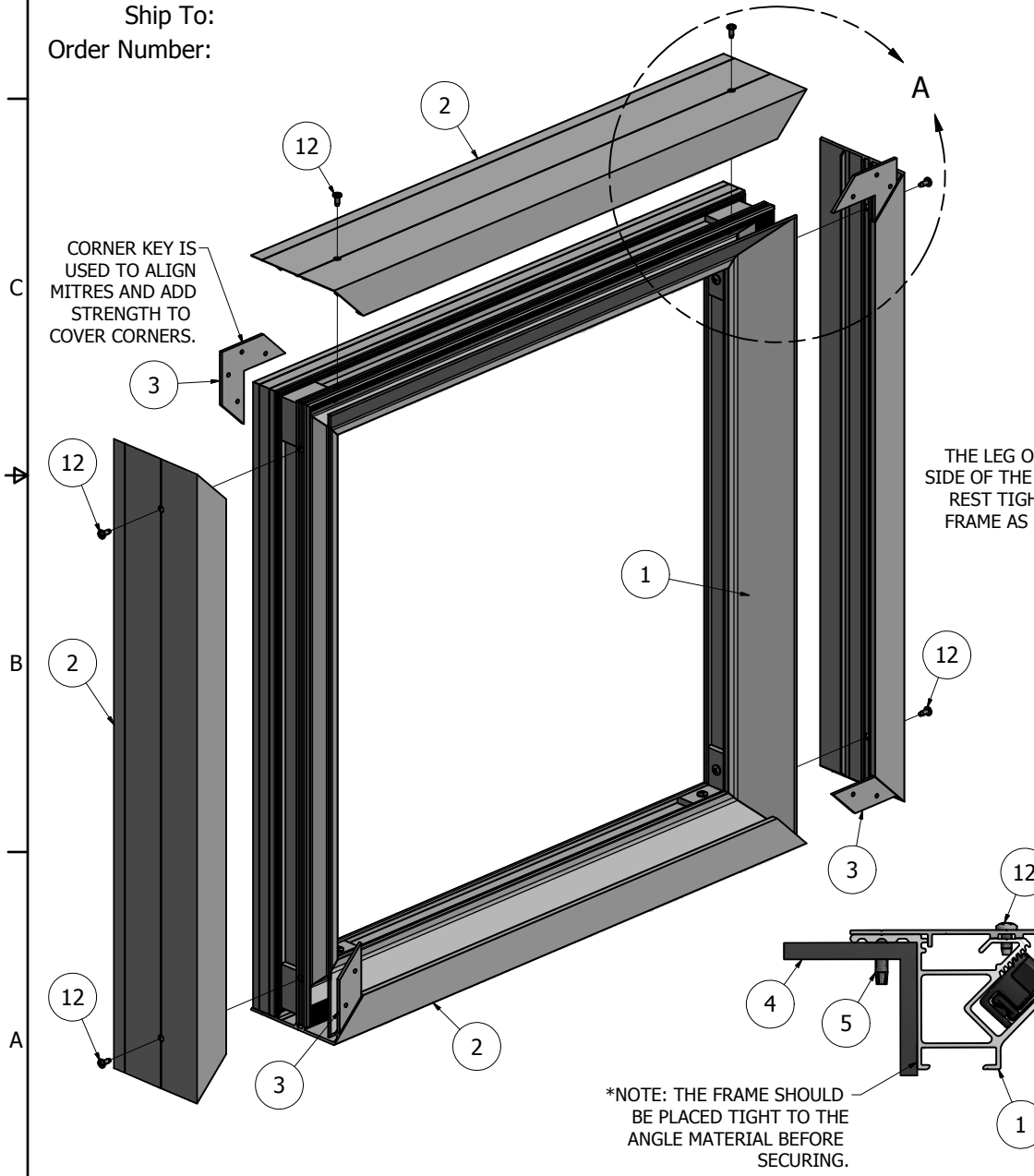


PARTS LIST			
ITEM	PART#	DESCRIPTION	NOTES
1	K2104	Flat Bleed Retro Frame	Assembly
2	K2125	1-1/2" Flat / Extended Bleed Cover	
3	5210	Corner Key	
4	By Other	Angle or Tubing	Required if not attaching to existing structure.
5	By Other	Fastener	Not provided by SignComp
12	5195	Cover Screw	Pre-drill 3/32" hole

Ship To:  
Order Number:

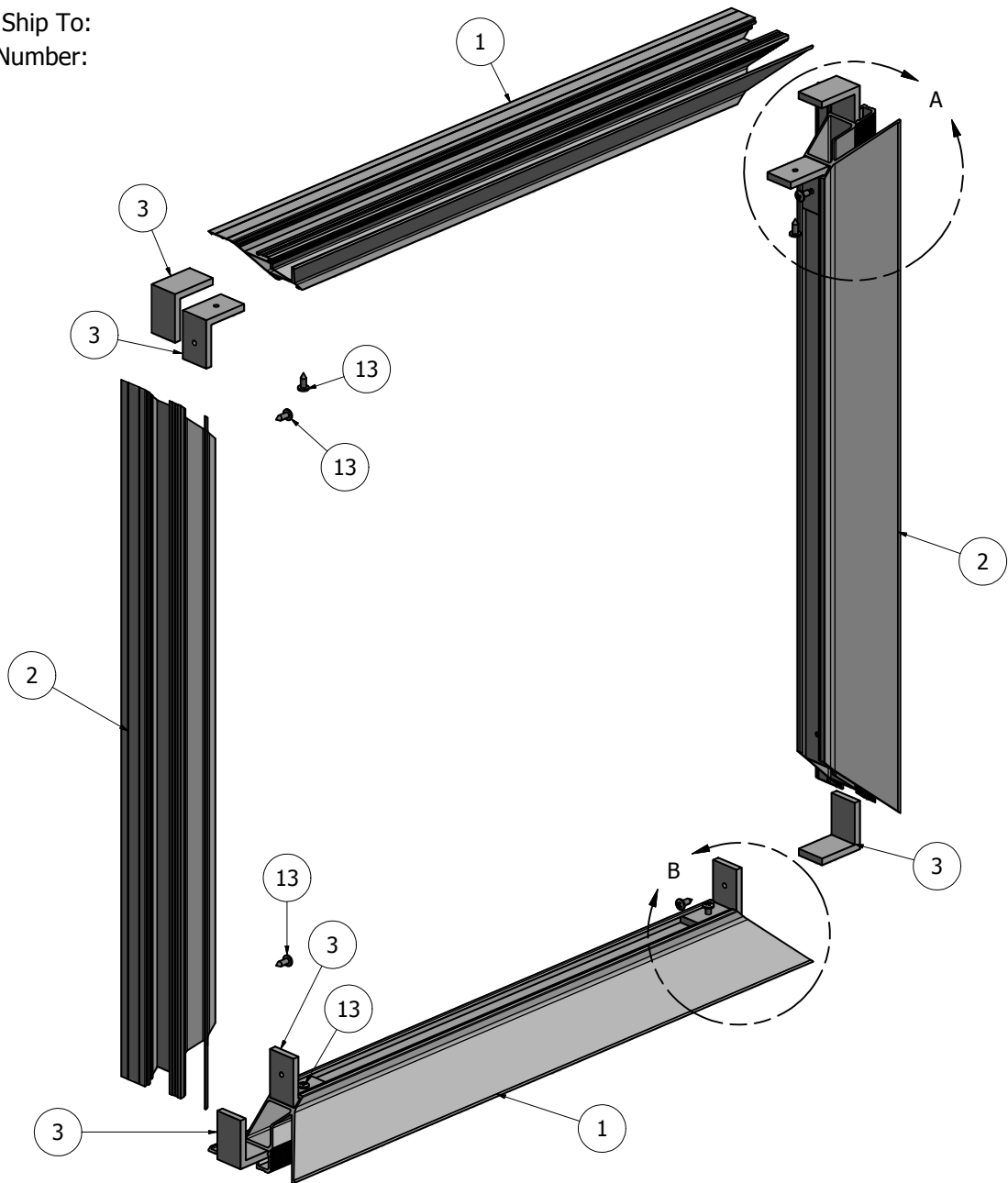


**NOTE: PRE-CUT KITS ARE NOT PRE-DRILLED.**  
(Holes shown in this drawing are for reference only. Drilling of pilot holes are to be done by fabricator.)

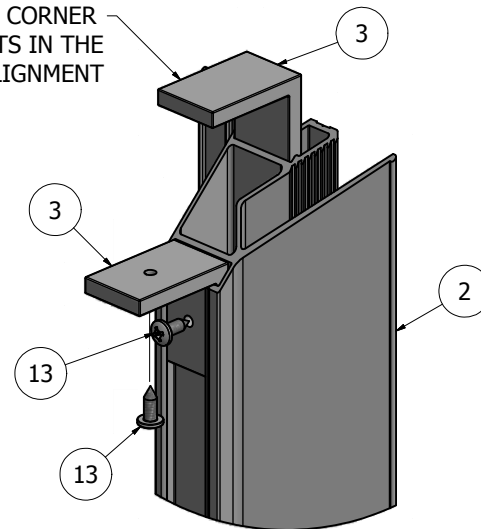
THIS DRAWING WAS CREATED AT NO CHARGE TO ASSIST YOU IN VISUALIZING OUR PROPOSAL. THE DRAWING HEREIN IS THE PROPERTY OF SIGNCOMP. PERMISSION TO COPY OR REVISE THIS DRAWING OR TO USE THIS DRAWING FOR PRODUCTION IS STRICTLY PROHIBITED AND CAN ONLY BE COPIED, REVISED OR USED FOR PRODUCTION WITH THE EXPRESSED WRITTEN PERMISSION OF SIGNCOMP.			<h1>SignComp</h1>	
DRAWN	SBreihof	5/9/2012		
Centroid X:	0.000 in		Flat Bleed Retro Frame w/ 1-1/2" Flat Bleed Retro Cover - Assembly	
Centroid Y:	0.000 in			
Principal Moments Ix:	0.000 in <sup>4</sup>		DWG NO	<b>K2104-25</b>
Principal Moments Iy:	0.000 in <sup>4</sup>		REV	
Section Modulus Ix:	0.000 in <sup>3</sup>		SHEET 1 OF 1	
Section Modulus Iy:	0.000 in <sup>3</sup>			

PARTS LIST			
ITEM	PART#	DESCRIPTION	NOTES
1	2104	Flat Bleed Retro Frame	Top & Bottom
2	2104	Flat Bleed Retro Frame	Sides
3	5305	Frame Corner Angle	
13	5218	Corner Angle Screw	

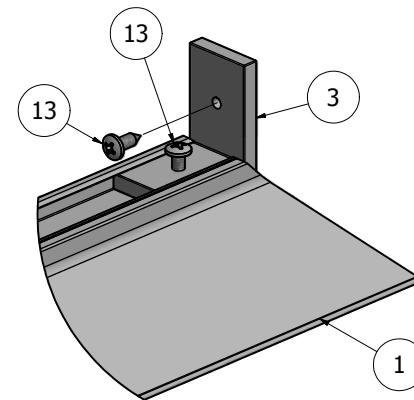
Ship To:  
Order Number:



OUTER FRAME CORNER  
ANGLE FLOATS IN THE  
FRAME FOR ALIGNMENT



DETAIL A



DETAIL B

**NOTE: PRE-CUT KITS ARE NOT PRE-DRILLED.**

(Holes shown in this drawing are for reference only.  
Drilling of pilot holes are to be done by fabricator.)

THIS DRAWING WAS CREATED AT NO CHARGE TO ASSIST YOU IN VISUALIZING OUR PROPOSAL. THE DRAWING HEREIN IS THE PROPERTY OF SIGNCOMP. PERMISSION TO COPY OR REVISE THIS DRAWING OR TO USE THIS DRAWING FOR PRODUCTION IS STRICTLY PROHIBITED AND CAN ONLY BE COPIED, REVISED OR USED FOR PRODUCTION WITH THE EXPRESSED WRITTEN PERMISSION OF SIGNCOMP.

DRAWN	SBreihof	5/8/2012
Centroid X:	0.000 in	
Centroid Y:	0.000 in	
Principal Moments Ix:	0.000 in <sup>4</sup>	
Principal Moments Iy:	0.000 in <sup>4</sup>	
Section Modulus Ix:	0.000 in <sup>3</sup>	
Section Modulus Iy:	0.000 in <sup>3</sup>	

# SignComp

Flat Bleed Retro Frame - Assembly

DWG NO

**K2104**

REV