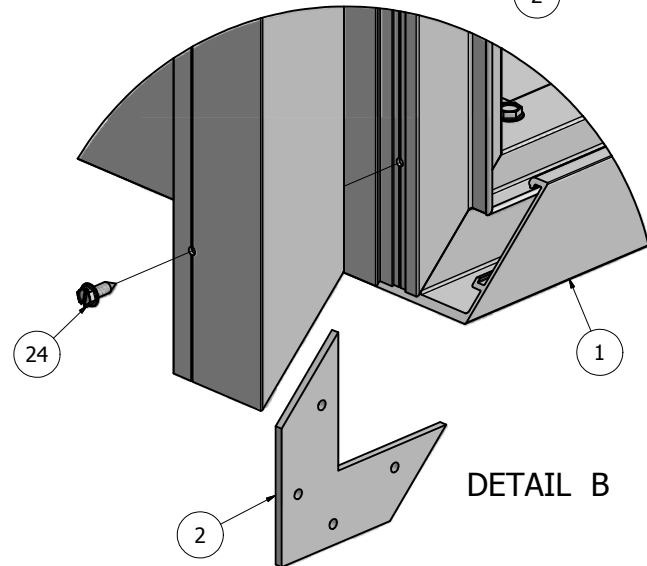
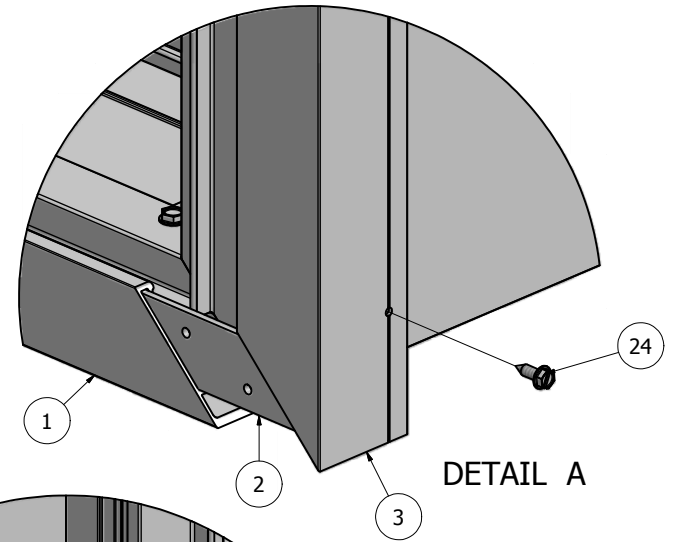
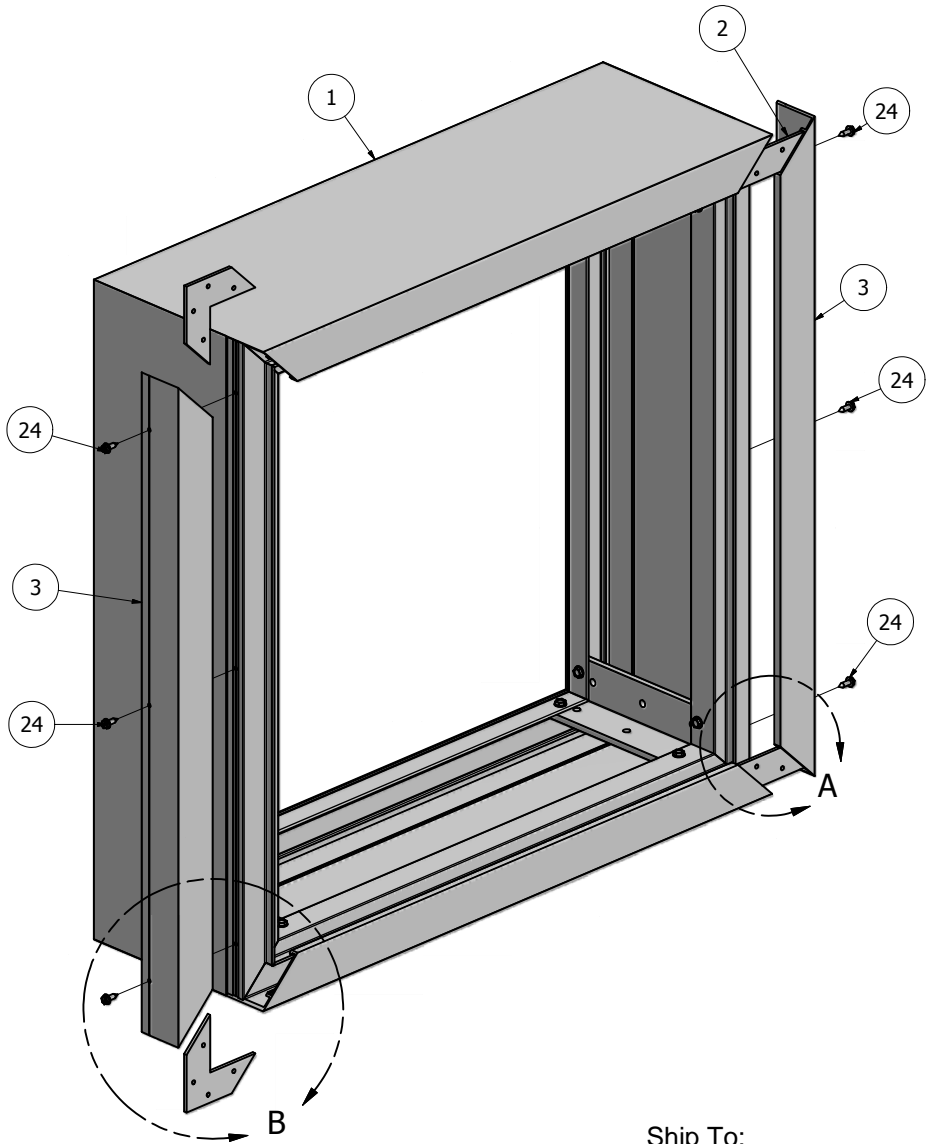


| Parts List | | | |
|------------|----------|-------------------------------------|--|
| ITEM | PART # | DESCRIPTION | NOTES |
| 1 | K1922-27 | 1Part 2Part 8" Single Face Assembly | |
| 2 | 5210 | Corner Key | |
| 3 | 1944 | 2Part Retainer | |
| 24 | 5290 | 2Part Retainer Screw | Drill 1/8" Pilot Hole, 10" - 12" on Center |



NOTE: PRE-CUT KITS ARE NOT PRE-DRILLED.
 (Holes shown in this drawing are for reference only.
 Drilling of pilot holes are to be done by fabricator.)

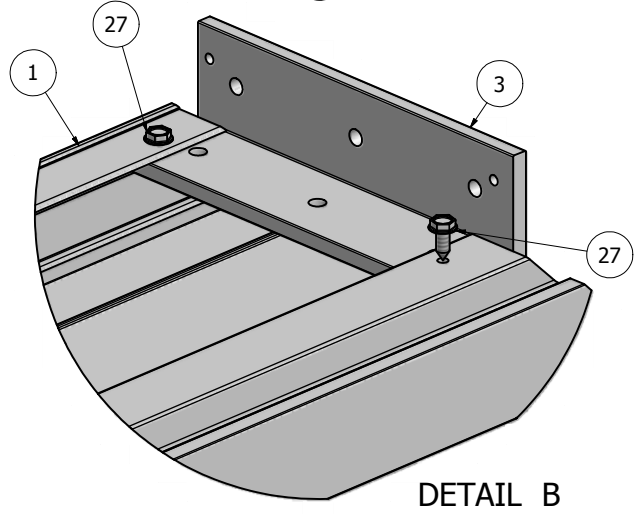
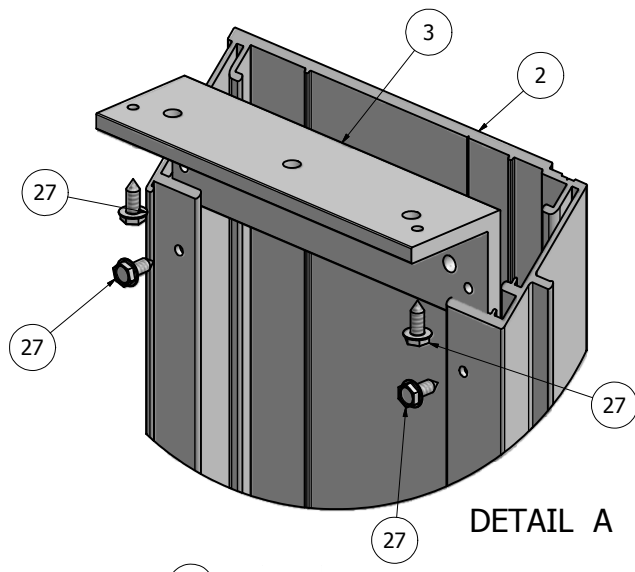
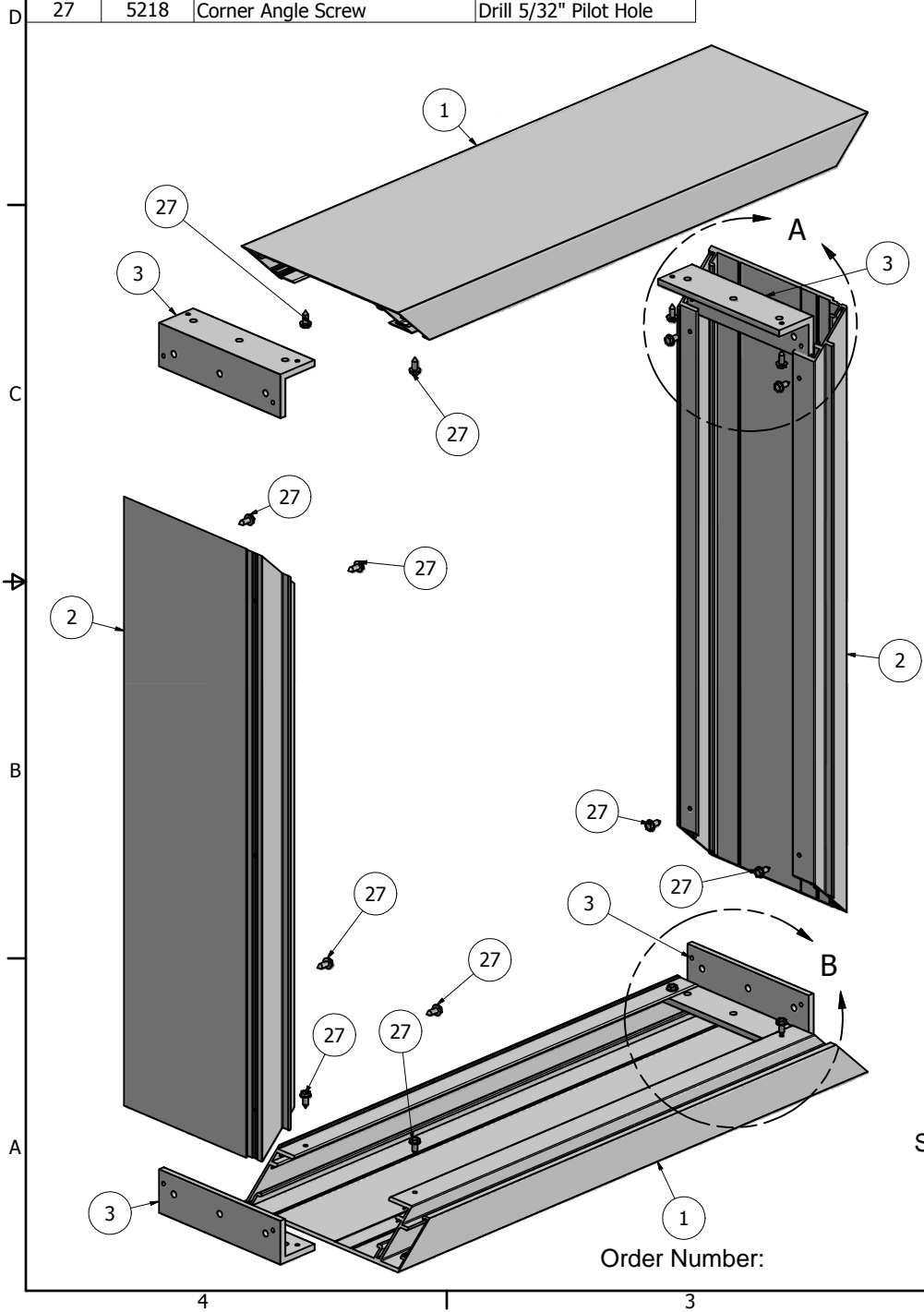
THIS DRAWING WAS CREATED AT NO CHARGE TO ASSIST YOU IN VISUALIZING OUR PROPOSAL. THE DRAWING HEREIN IS THE PROPERTY OF SIGNCOMP. PERMISSION TO COPY OR REVISE THIS DRAWING OR TO USE THIS DRAWING FOR PRODUCTION IS STRICTLY PROHIBITED AND CAN ONLY BE COPIED, REVISED OR USED FOR PRODUCTION WITH THE EXPRESSED WRITTEN PERMISSION OF SIGNCOMP.

| | | | |
|----------|------------|--|--------------|
| DRAWN | 12/16/2009 | SignComp | |
| CHECKED | | | |
| QA | | TITLE | |
| MFG | | 1Part 2Part 8" Single Face - 2Part Retainer - Assembly | |
| APPROVED | | SIZE | DWG NO |
| | | C | 1922-27-44BE |
| | | SCALE | SHEET 1 OF 1 |

Ship To:

Order Number:

| Parts List | | | |
|------------|--------|-------------------------------|------------------------|
| ITEM | PART # | DESCRIPTION | NOTES |
| 1 | 1922 | 1Part 8" Single Face Body | Top & Bottom |
| 2 | 1927 | 2Part 8" Single Face Body | Sides |
| 3 | 5979 | 1Part 2Part Body Corner Angle | |
| 27 | 5218 | Corner Angle Screw | Drill 5/32" Pilot Hole |



NOTE: PRE-CUT KITS ARE NOT PRE-DRILLED.
 (Holes shown in this drawing are for reference only.
 Drilling of pilot holes are to be done by fabricator.)

Ship To:

| | | | | |
|---|------------|--|--------------|-----|
| THIS DRAWING WAS CREATED AT NO CHARGE TO ASSIST YOU IN VISUALIZING OUR PROPOSAL. THE DRAWING HEREIN IS THE PROPERTY OF SIGNCOMP. PERMISSION TO COPY OR REVISE THIS DRAWING OR TO USE THIS DRAWING FOR PRODUCTION IS STRICTLY PROHIBITED AND CAN ONLY BE COPIED, REVISED OR USED FOR PRODUCTION WITH THE EXPRESSED WRITTEN PERMISSION OF SIGNCOMP. | | | | |
| DRAWN | 12/16/2009 | <h1>SignComp</h1> 1Part 2Part 8" Single Face - Assembly | | |
| Steve | | | | |
| CHECKED | | | | |
| QA | | | | |
| MFG | | | | |
| APPROVED | | SIZE | DWG NO | REV |
| | | C | 1922-27BE | |
| | | SCALE | SHEET 1 OF 1 | |