



2" x 6"
Copy Bar
Part #1460



2" x 5"
Copy Bar
Part #1450




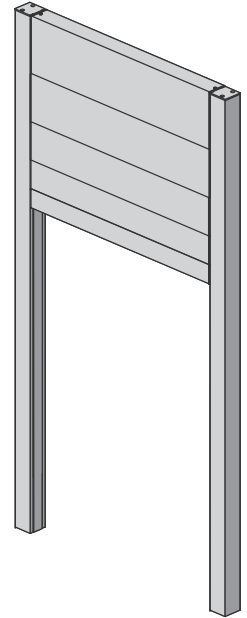
2" x 4"
Copy Bar
Part #1440



2" x 3"
Copy Bar
Part #1430



2" x 2"
Copy Bar
Part #1420



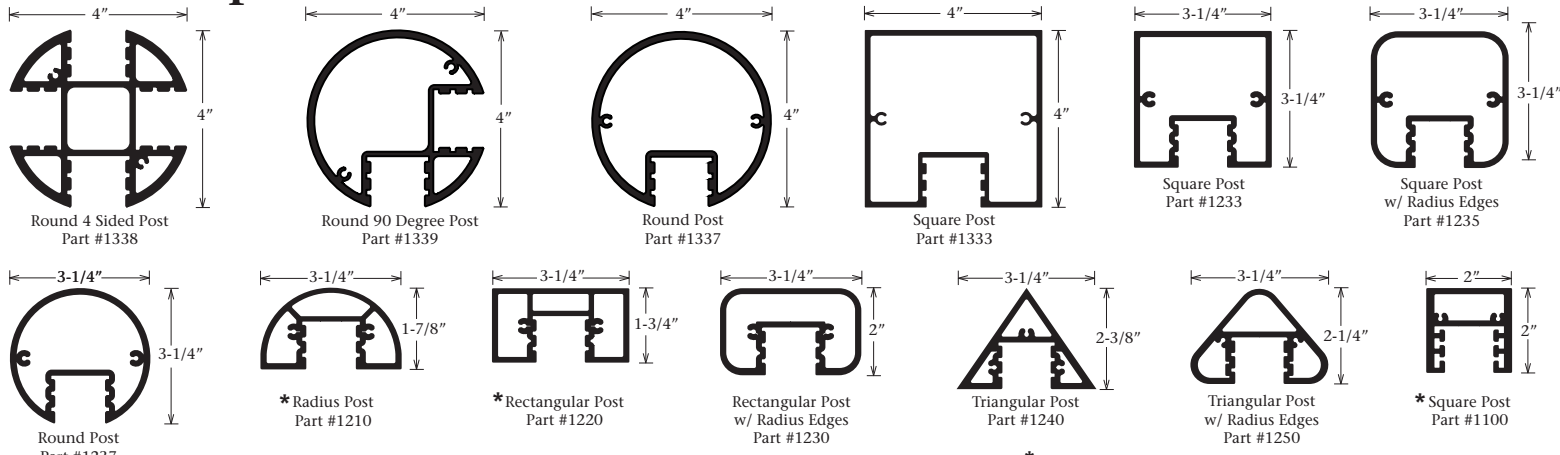
Features & Benefits

The Copy Bar System is a great post and panel option when removable tenant sections are required. They are commonly used at hospitals, office buildings and industrial parks. Sections larger than 6" in height can be created using the Series 2 Bleed Body. The Copy Bars can integrate with any of the 13 post options below. This is available in a Mill Finish.

Answers to FAQ's

- The Copy Bar system is designed for non-illuminated applications
- If using the Series 2 Bleed Body to make a larger panel, the face material is not included

13 Post Options



* Post options available in a Bronze Finish