

Features & Benefits

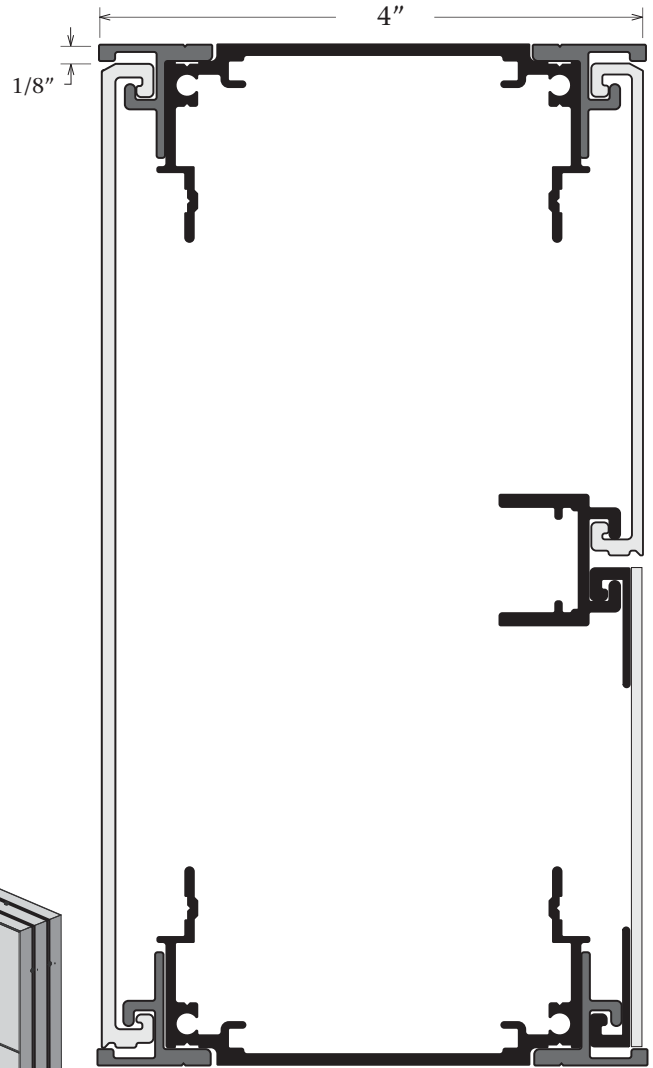
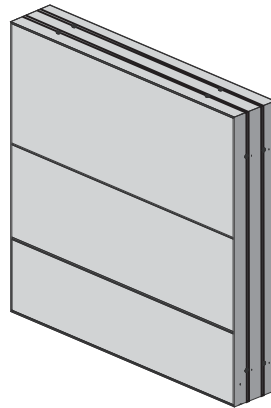
The Series 4 Insert Panel System allows for a concealed divider system; giving you a clean interchangeable system. The frame can integrate with any of the 13 post options below. It is available in Mill Finish.

Answers to FAQ's

- Recommended panel thickness for the Aluminum Insert Adaptor is .090
- Recommended panel thickness for the Plastic Insert Adaptor is .090
- Add 5/16" to the bodies height to allow for the panels to fit
- Maximum internal support - 1.75"

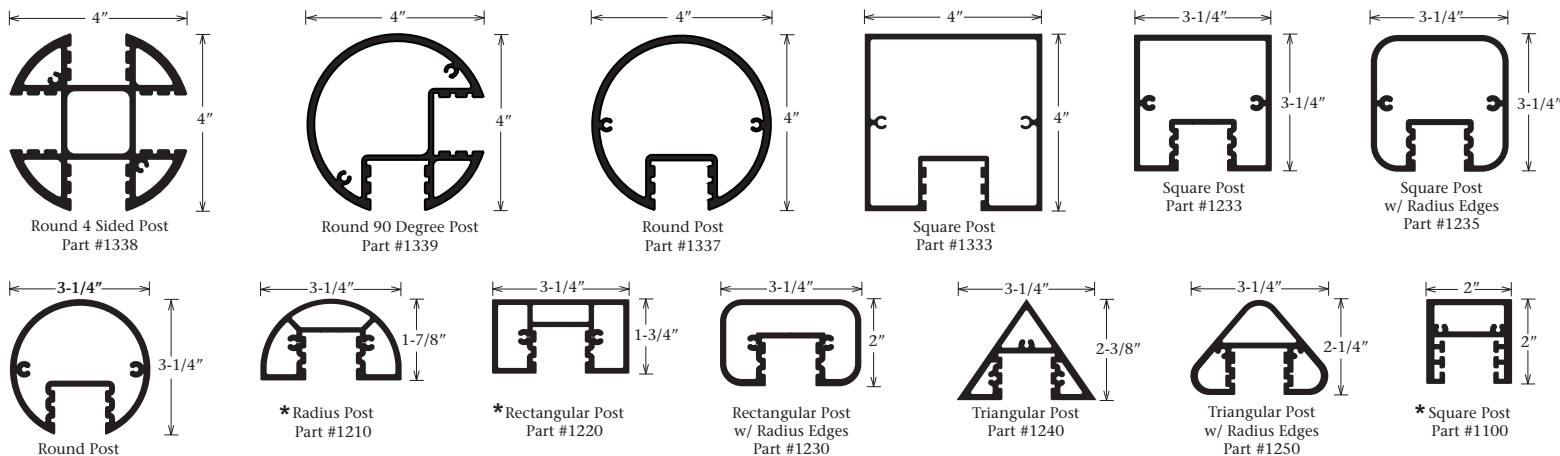
Optional Items

- Posts
- 8" Aluminum Insert Panel, Part #1674
- 6" Aluminum Insert Panel, Part #1676
- 4" Aluminum Insert Panel, Part #1678
- Aluminum Insert Adaptor, Part #1679
- Plastic Insert Adaptor, Part #1689



Available with or without posts

13 Post Options



* Post options available in a Bronze Finish