

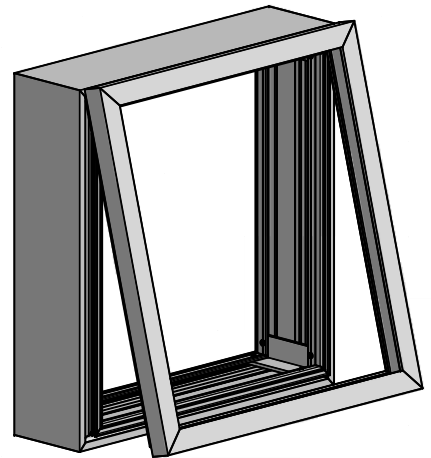
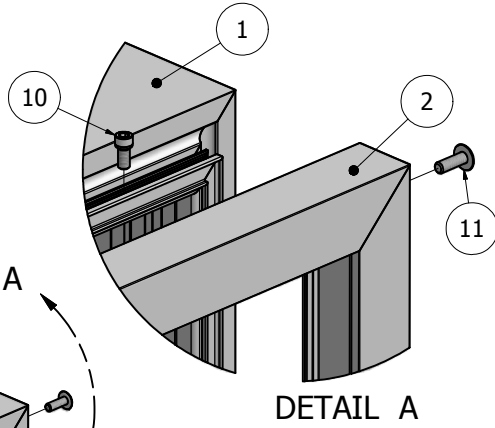
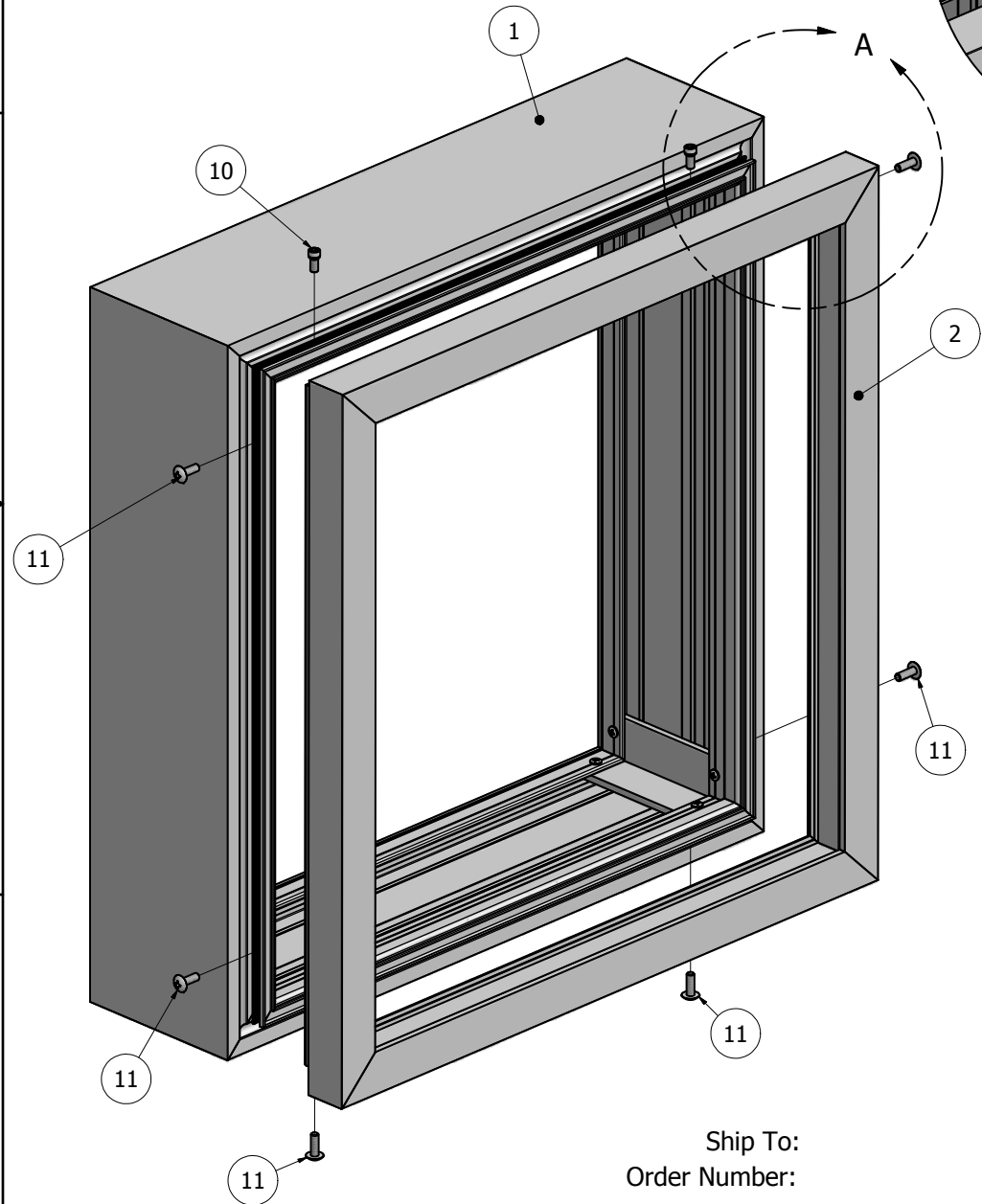
Parts List			
ITEM	PART#	DESCRIPTION	NOTES
1	K2025	Single Face Body	Assembly
2	K2055	1-1/2" Retainer	Assembly
10	5170	Hinge Screw	Drill 3/8" pilot hole
11	5180	Closure Screw	Drill 5/16" pilot hole

D
C
B
A

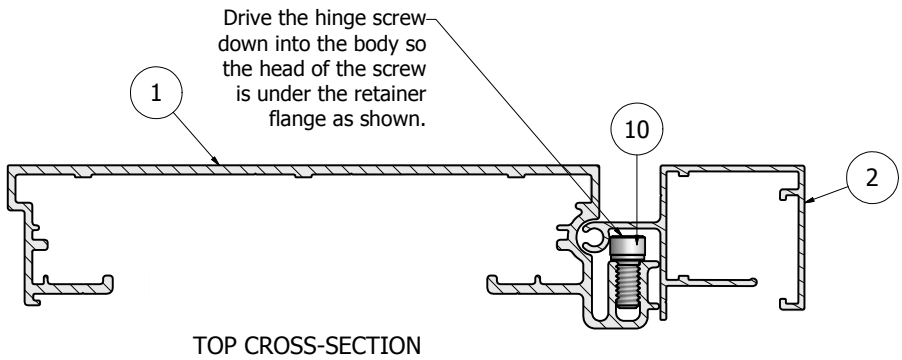
3

2

1



D
C
B
A



NOTE: PRE-CUT KITS ARE NOT PRE-DRILLED.
(Holes shown in this drawing are for reference only. Drilling of pilot holes are to be done by fabricator.)

THIS DRAWING WAS CREATED AT NO CHARGE TO ASSIST YOU IN VISUALIZING OUR PROPOSAL. THE DRAWING HEREIN IS THE PROPERTY OF SIGNCOMP. PERMISSION TO COPY OR REVISE THIS DRAWING OR TO USE THIS DRAWING FOR PRODUCTION IS STRICTLY PROHIBITED AND CAN ONLY BE COPIED, REVISED OR USED FOR PRODUCTION WITH THE EXPRESSED WRITTEN PERMISSION OF SIGNCOMP.

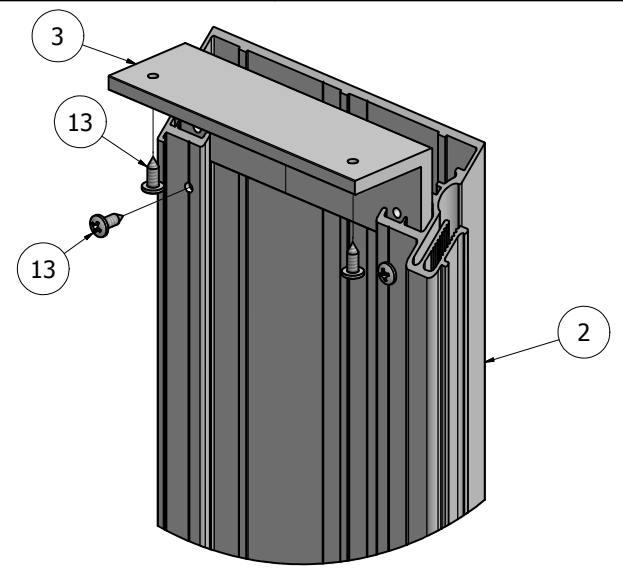
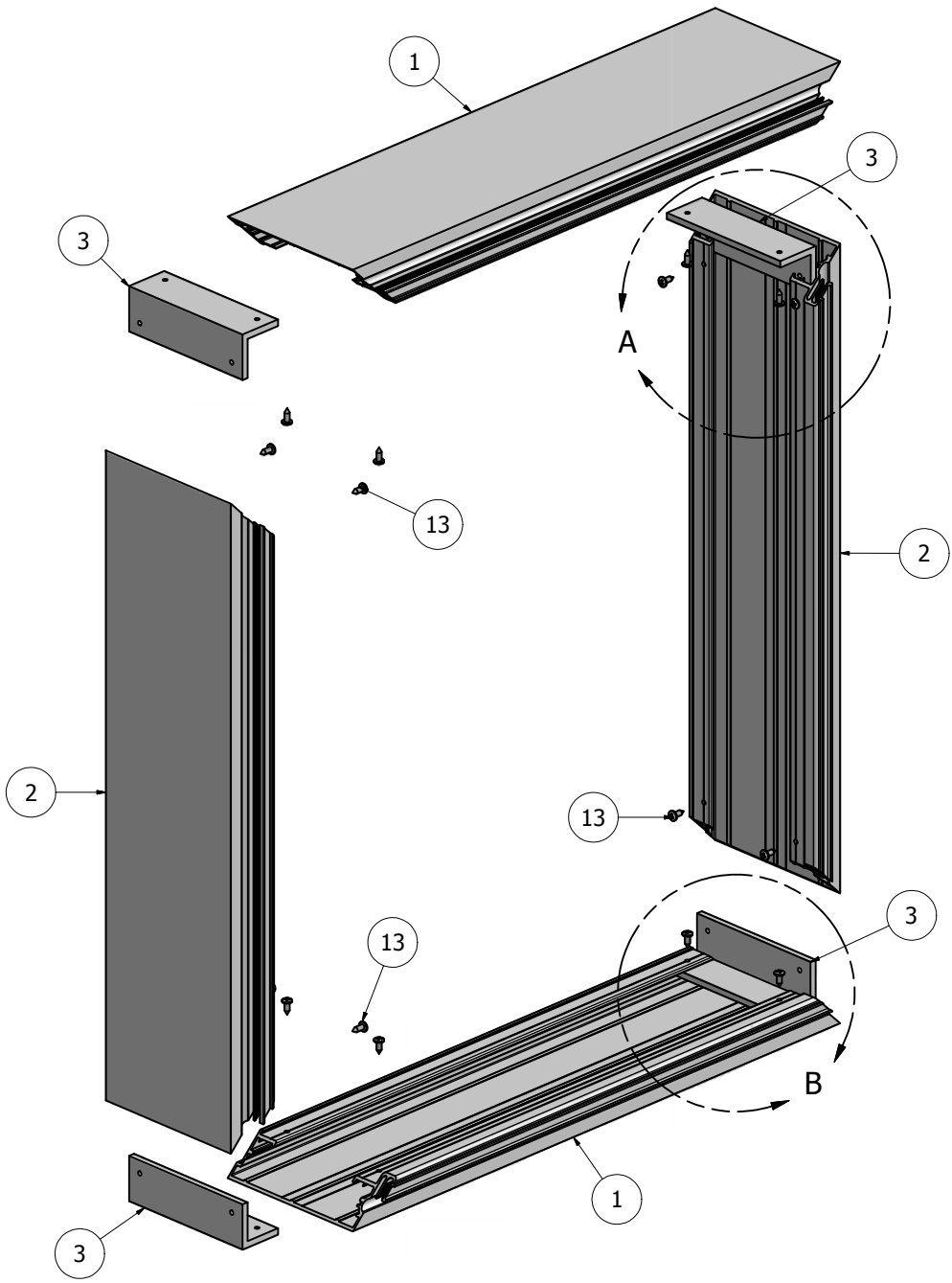
DRAWN	Sarah	2/28/2012	SignComp
Centroid X:	0.000 in	TITLE	
Centroid Y:	0.000 in	Single Face Body with 1-1/2" Retainer - Assembly	
Principal Moments Ix:	0.000 in ⁴	DWG NO	KSF-55
Principal Moments Iy:	0.000 in ⁴	REV	
Section Modulus Ix:	0.000 in ³		
Section Modulus Iy:	0.000 in ³		

Ship To:
Order Number:

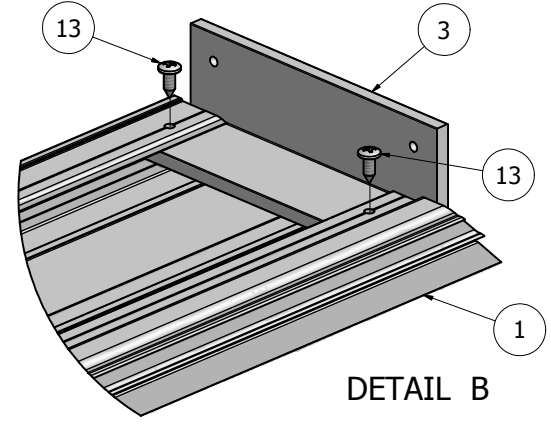
Parts List			
ITEM	PART #	DESCRIPTION	NOTES
1	2025	Single Face Body	Top & Bottom
2	2025	Single Face Body	Sides
3	5322	Single Face Body Corner Angle	
13	5218	Corner Angle Screw	Drill 5/32" Pilot Hole

Ship To:
Order Number:

D
C
B
A



DETAIL A



DETAIL B

NOTE: PRE-CUT KITS ARE NOT PRE-DRILLED.
(Holes shown in this drawing are for reference only.
Drilling of pilot holes are to be done by fabricator.)

THIS DRAWING WAS CREATED AT NO CHARGE TO ASSIST YOU IN VISUALIZING OUR PROPOSAL. THE DRAWING HEREIN IS THE PROPERTY OF SIGNCOMP. PERMISSION TO COPY OR REVISE THIS DRAWING OR TO USE THIS DRAWING FOR PRODUCTION IS STRICTLY PROHIBITED AND CAN ONLY BE COPIED, REVISED OR USED FOR PRODUCTION WITH THE EXPRESSED WRITTEN PERMISSION OF SIGNCOMP.			
DRAWN	Sarah	3/2/2012	
Centroid X:	0.000 in	TITLE	
Centroid Y:	0.000 in		
Principal Moments Ix:	0.000 in ⁴	Single Face Body - Assembly	
Principal Moments Iy:	0.000 in ⁴		
Section Modulus Ix:	0.000 in ³	DWG NO	REV
Section Modulus Iy:	0.000 in ³	K2025	
			SHEET 1 OF 1

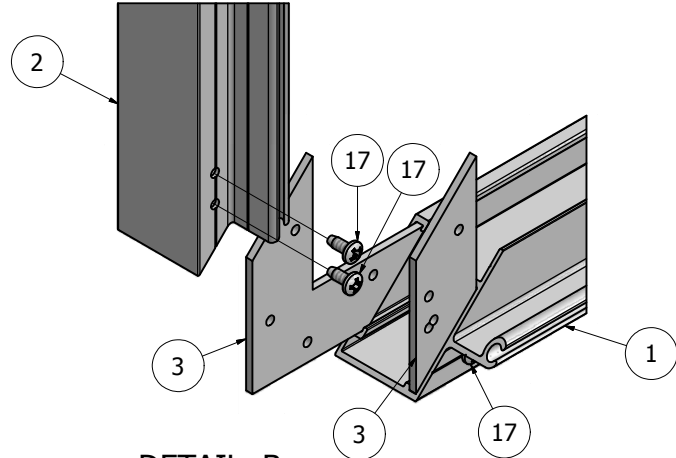
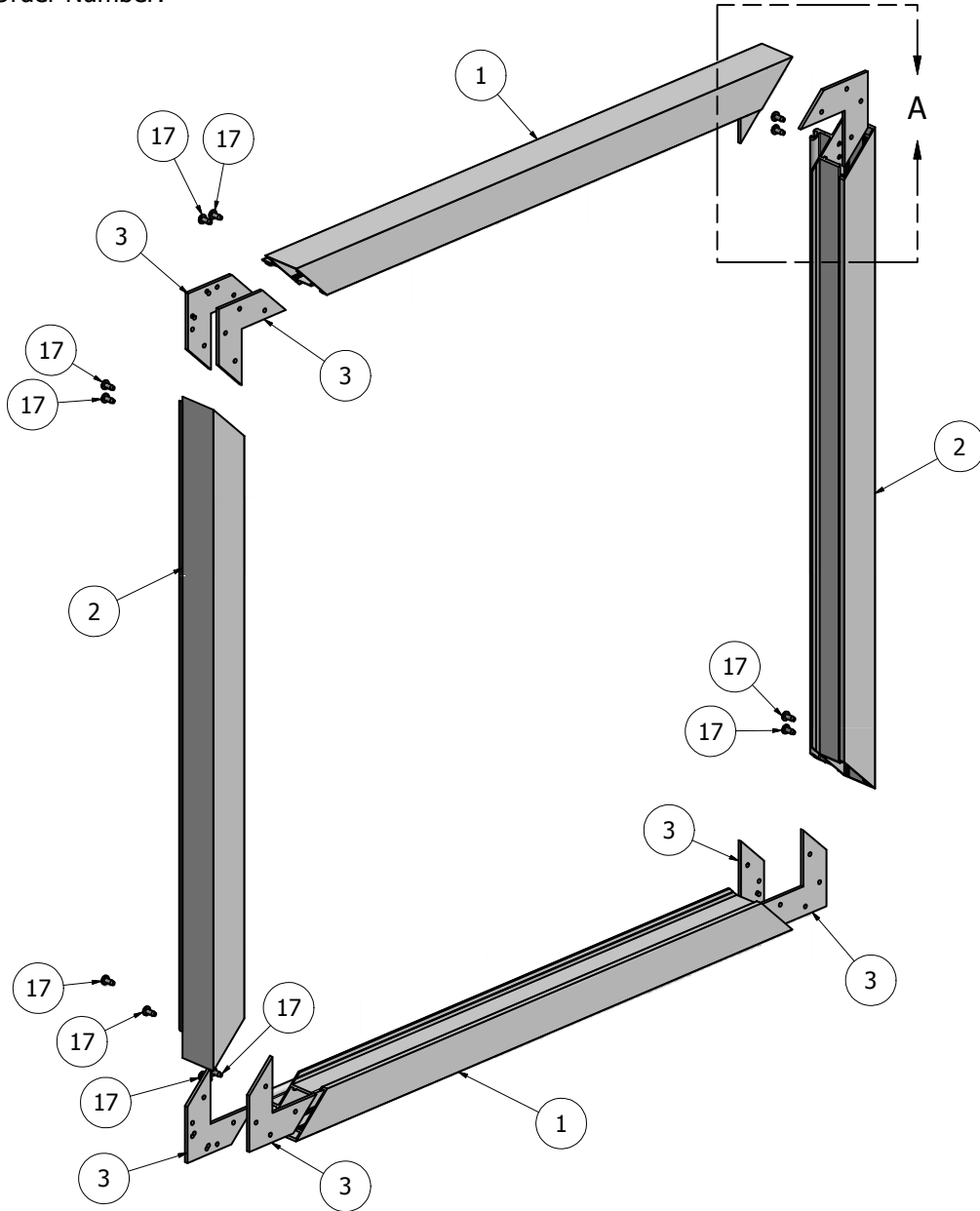
D
C
B
A

4 3 2 1

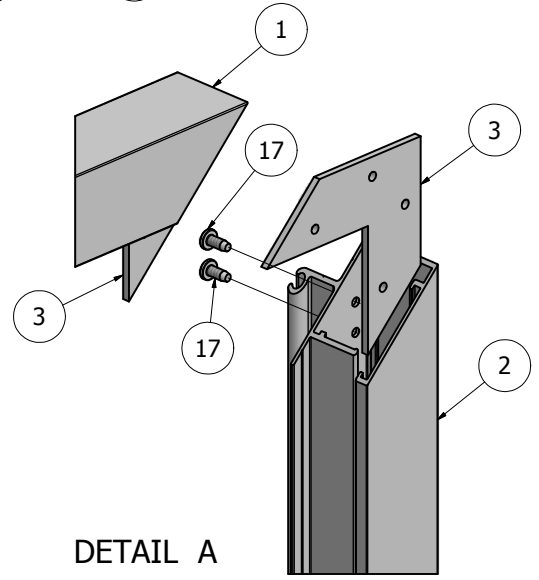
4 3 2 1

Parts List			
ITE	PART #	DESCRIPTION	NOTES
1	2055	1-1/2" Retainer	Top & Bottm
2	2055	1-1/2" Retainer	Sides
3	5210	Standard Corner Key	
17	5195	1 1-2 Retainer Screw	Pre-drill hole 3/32" on back side of retainer

Ship To:
Order Number:



DETAIL B
BACK SIDE



DETAIL A

NOTE: PRE-CUT KITS ARE NOT PRE-DRILLED.
(Holes shown in this drawing are for reference only.
Drilling of pilot holes are to be done by fabricator.)

THIS DRAWING WAS CREATED AT NO CHARGE TO ASSIST YOU IN VISUALIZING OUR PROPOSAL. THE DRAWING HEREIN IS THE PROPERTY OF SIGNCOMP. PERMISSION TO COPY OR REVISE THIS DRAWING OR TO USE THIS DRAWING FOR PRODUCTION IS STRICTLY PROHIBITED AND CAN ONLY BE COPIED, REVISED OR USED FOR PRODUCTION WITH THE EXPRESSED WRITTEN PERMISSION OF SIGNCOMP.

DRAWN	Sarah	3/2/2012	SignComp
Centroid X:	0.000 in		
Centroid Y:	0.000 in		TITLE
Principal Moments Ix:	0.000 in ⁴		1 1-2 Retainer - Assembly
Principal Moments Iy:	0.000 in ⁴		DWG NO
Section Modulus Ix:	0.000 in ³		K2055
Section Modulus Iy:	0.000 in ³		REV
			SHEET 1 OF 1