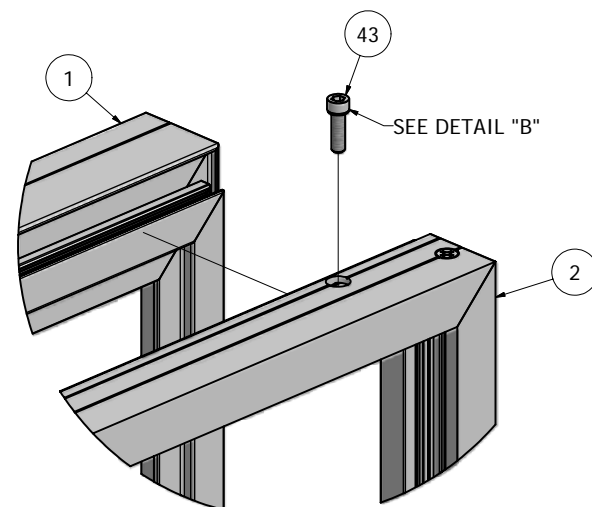
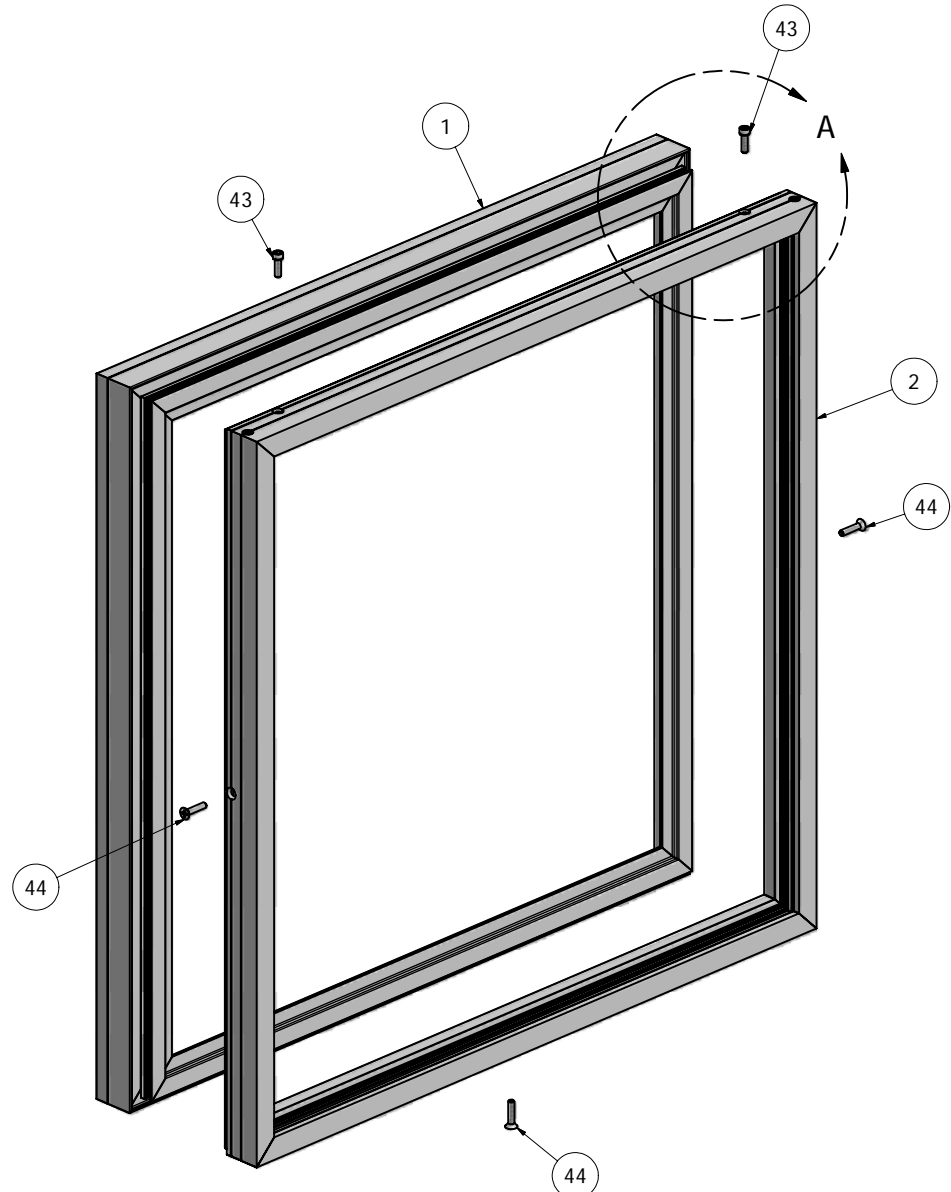
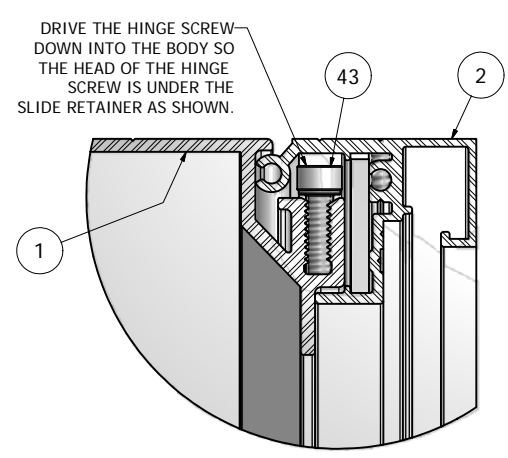


Parts List			
ITEM	PART #	DESCRIPTION	NOTES
1	K1600	Series 7/12 Retro Hinge Body	Assembly
2	K1626	3/4 Slide Retainer	Assembly
43	5280	Hinge Screw	Drill 11/32" Pilot Hole
44	5230	Closure Screw	Drill #10 Counter Sink



DETAIL A



DETAIL B

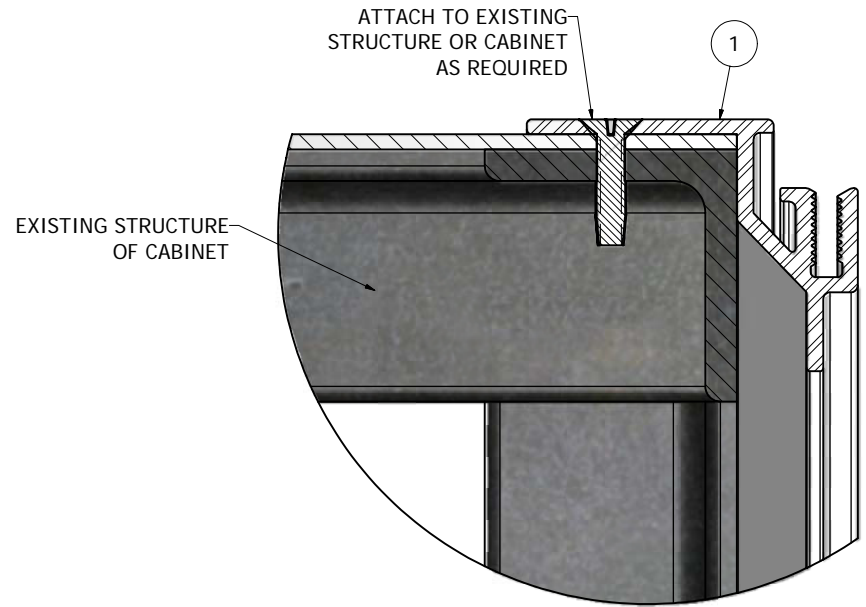
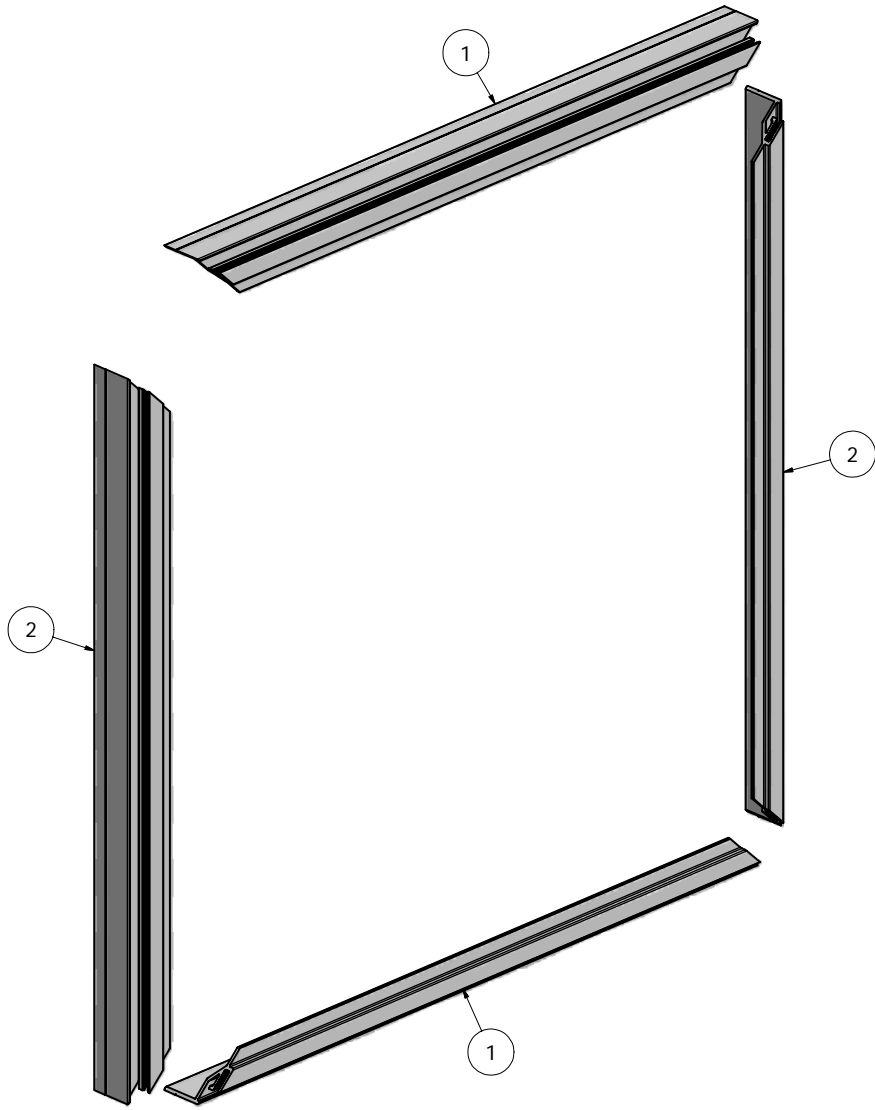
**NOTE: PRE-CUT KITS ARE NOT PRE-DRILLED.**  
 (Holes shown in this drawing are for reference only.  
 Drilling of pilot holes are to be done by fabricator.)

Ship To:  
 Order #:

THIS DRAWING WAS CREATED AT NO CHARGE TO ASSIST YOU IN VISUALIZING OUR PROPOSAL. THE DRAWING HEREIN IS THE PROPERTY OF SIGNCOMP. PERMISSION TO COPY OR REVISE THIS DRAWING OR TO USE THIS DRAWING FOR PRODUCTION IS STRICTLY PROHIBITED AND CAN ONLY BE COPIED, REVISED OR USED FOR PRODUCTION WITH THE EXPRESSED WRITTEN PERMISSION OF SIGNCOMP.				
DRAWN	2/5/2009	<b>SignComp</b>		
CHECKED				
QA				
MFG				
APPROVED		Series 7/12 Retro Hinge Body - 3/4 Slide Retainer - Assembly		
		SIZE	DWG NO	REV
		C	K1600/26	
		SCALE	SHEET 1 OF 1	

Parts List			
ITEM	PART #	DESCRIPTION	NOTES
1	1600	Series 7/12 Retro Hinge Body	Top & Bottom - Attach to existing structure
2	1600	Series 7/12 Retro Hinge Body	Sides - Attach to existing structure

D  
C  
B  
A



DETAIL A

**NOTE: PRE-CUT KITS ARE NOT PRE-DRILLED.**

(Holes shown in this drawing are for reference only.  
Drilling of pilot holes are to be done by fabricator.)

Ship To:  
Order #:

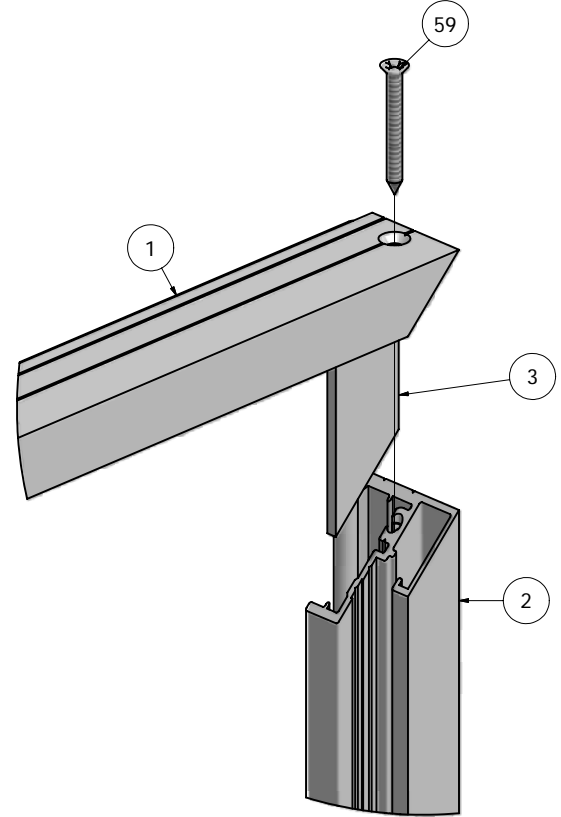
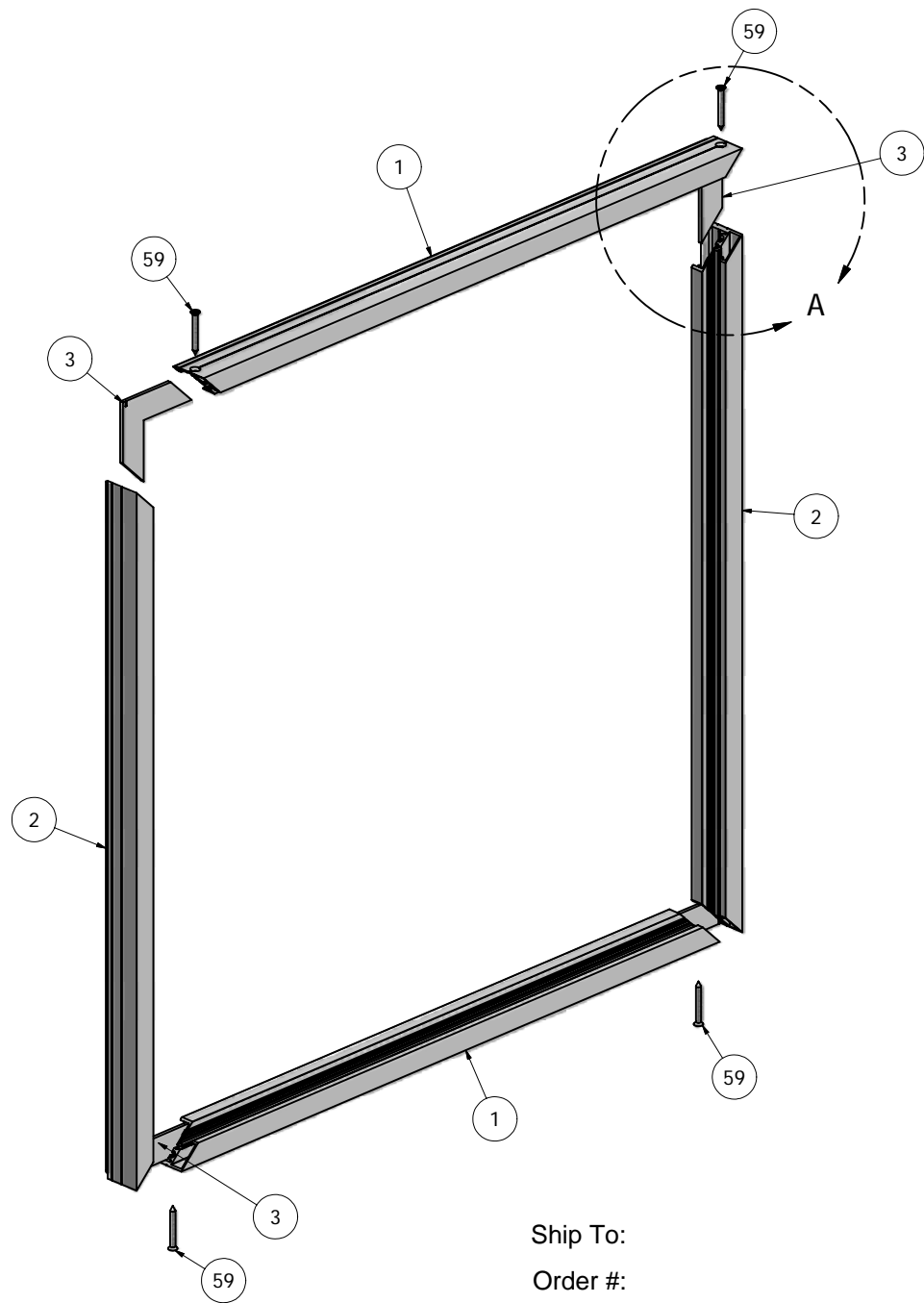
THIS DRAWING WAS CREATED AT NO CHARGE TO ASSIST YOU IN VISUALIZING OUR PROPOSAL. THE DRAWING HEREIN IS THE PROPERTY OF SIGNCOMP. PERMISSION TO COPY OR REVISE THIS DRAWING OR TO USE THIS DRAWING FOR PRODUCTION IS STRICTLY PROHIBITED AND CAN ONLY BE COPIED, REVISED OR USED FOR PRODUCTION WITH THE EXPRESSED WRITTEN PERMISSION OF SIGNCOMP.

DRAWN Steve	2/4/2009	<b>SignComp</b>  Series 7/12 Retro Hinge Body - Assembly	
CHECKED			
QA			
MFG			
APPROVED			
SIZE C	DWG NO K1600	REV	
SCALE	SHEET 1 OF 1		

D  
C  
B  
A

4 3 2 1

Parts List			
ITEM	PART #	DESCRIPTION	NOTES
1	1626	3/4" Slide Retainer	Top & Bottom
2	1626	3/4" Slide Retainer	Sides
3	5226	Corner Key	Special Corner Key for the 1626
59	5270	3/4" Slide Retainer Corner Screw	#8 Counter Sink - Pre-Drilled



DETAIL A

**NOTE: PRE-CUT KITS ARE NOT PRE-DRILLED.**  
 (Holes shown in this drawing are for reference only.  
 Drilling of pilot holes are to be done by fabricator.)

THIS DRAWING WAS CREATED AT NO CHARGE TO ASSIST YOU IN VISUALIZING OUR PROPOSAL. THE DRAWING HEREIN IS THE PROPERTY OF SIGNCOMP. PERMISSION TO COPY OR REVISE THIS DRAWING OR TO USE THIS DRAWING FOR PRODUCTION IS STRICTLY PROHIBITED AND CAN ONLY BE COPIED, REVISED OR USED FOR PRODUCTION WITH THE EXPRESSED WRITTEN PERMISSION OF SIGNCOMP.

DRAWN	12/22/2008	<h1>SignComp</h1> <p>3/4" Slide Retainer - Assembly</p>	
Steve			
CHECKED			
QA			
MFG			
APPROVED		TITLE	
		SIZE	DWG NO
		C	K1626
		SCALE	REV
			SHEET 1 OF 1

Ship To:  
 Order #: