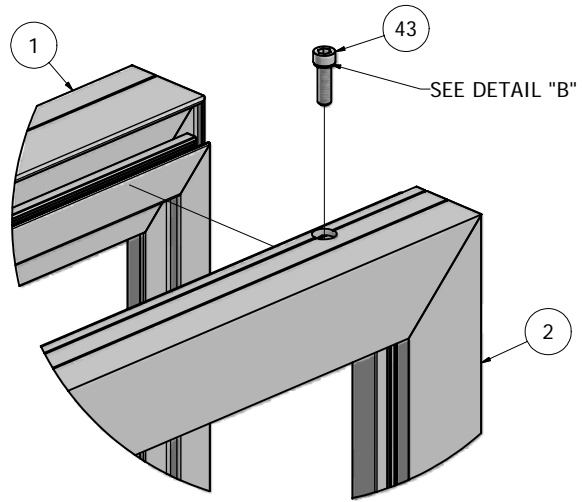
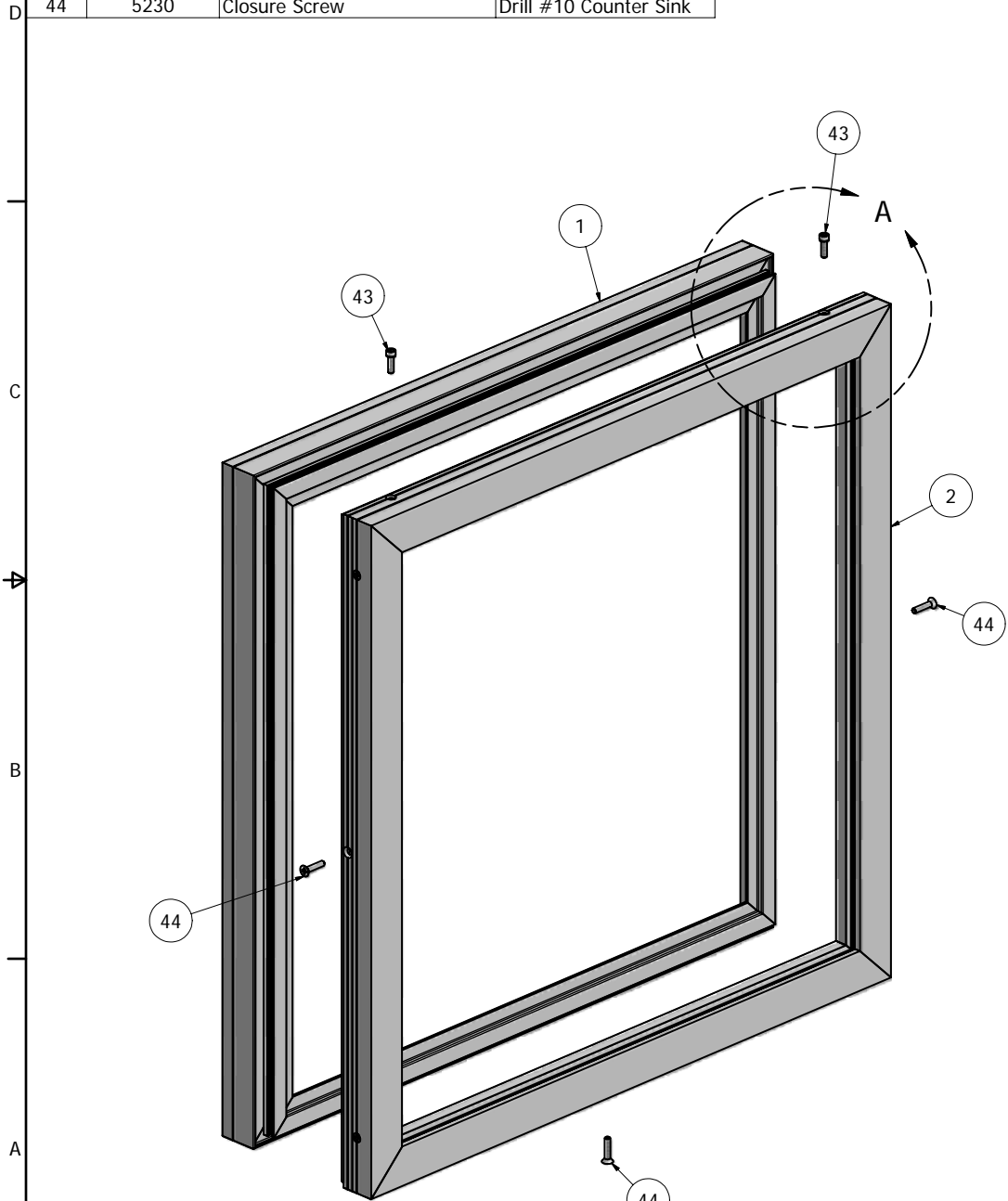
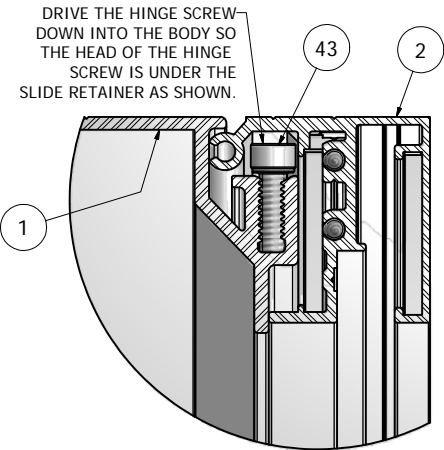


Parts List			
ITEM	PART #	DESCRIPTION	NOTES
1	K1600	Series 7/12 Retro Hinge Body	Assembly
2	K1624/90/94	Slide Retainer	Assembly
43	5280	Hinge Screw	Drill 11/32" Pilot Hole
44	5230	Closure Screw	Drill #10 Counter Sink



DETAIL A



DETAIL B

NOTE: PRE-CUT KITS ARE NOT PRE-DRILLED.
 (Holes shown in this drawing are for reference only.
 Drilling of pilot holes are to be done by fabricator.)

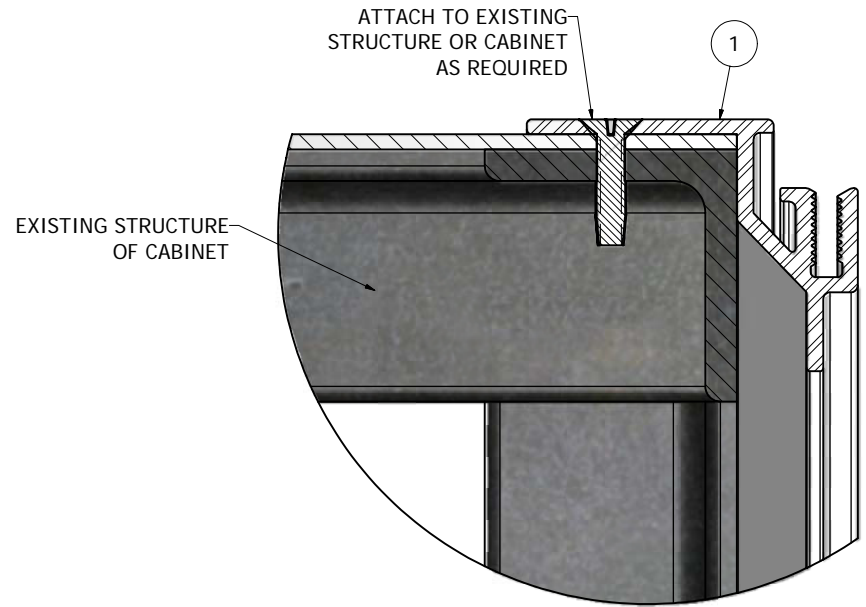
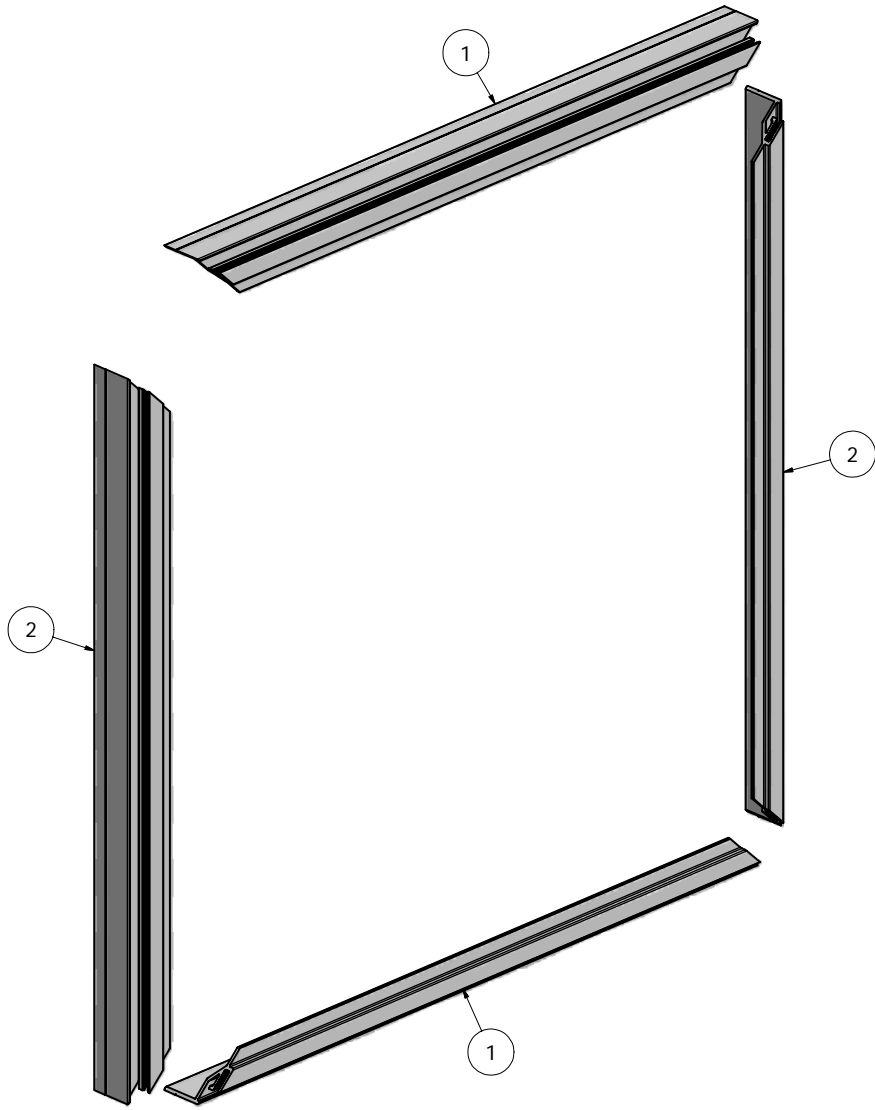
THIS DRAWING WAS CREATED AT NO CHARGE TO ASSIST YOU IN VISUALIZING OUR PROPOSAL. THE DRAWING HEREIN IS THE PROPERTY OF SIGNCOMP. PERMISSION TO COPY OR REVISE THIS DRAWING OR TO USE THIS DRAWING FOR PRODUCTION IS STRICTLY PROHIBITED AND CAN ONLY BE COPIED, REVISED OR USED FOR PRODUCTION WITH THE EXPRESSED WRITTEN PERMISSION OF SIGNCOMP.

DRAWN	Steve	2/5/2009	SignComp		
CHECKED					
QA			TITLE		
MFG			Series 7/12 Retro Hinge Body - Slide Retainer - Assembly		
APPROVED			SIZE	DWG NO	REV
			C	K1600/24/90/94	
			SCALE	SHEET 1 OF 1	

Ship To:
 Order #:

Parts List			
ITEM	PART #	DESCRIPTION	NOTES
1	1600	Series 7/12 Retro Hinge Body	Top & Bottom - Attach to existing structure
2	1600	Series 7/12 Retro Hinge Body	Sides - Attach to existing structure

D
C
B
A



DETAIL A

NOTE: PRE-CUT KITS ARE NOT PRE-DRILLED.

(Holes shown in this drawing are for reference only.
Drilling of pilot holes are to be done by fabricator.)

THIS DRAWING WAS CREATED AT NO CHARGE TO ASSIST YOU IN VISUALIZING OUR PROPOSAL. THE DRAWING HEREIN IS THE PROPERTY OF SIGNCOMP. PERMISSION TO COPY OR REVISE THIS DRAWING OR TO USE THIS DRAWING FOR PRODUCTION IS STRICTLY PROHIBITED AND CAN ONLY BE COPIED, REVISED OR USED FOR PRODUCTION WITH THE EXPRESSED WRITTEN PERMISSION OF SIGNCOMP.

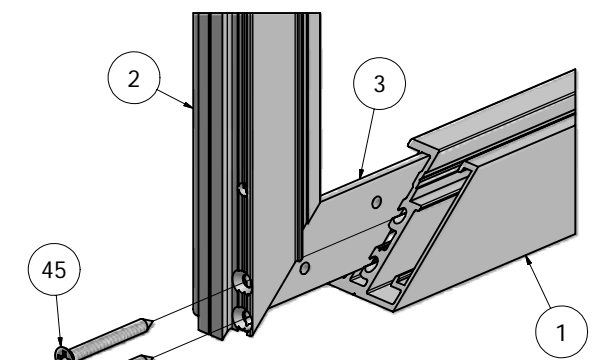
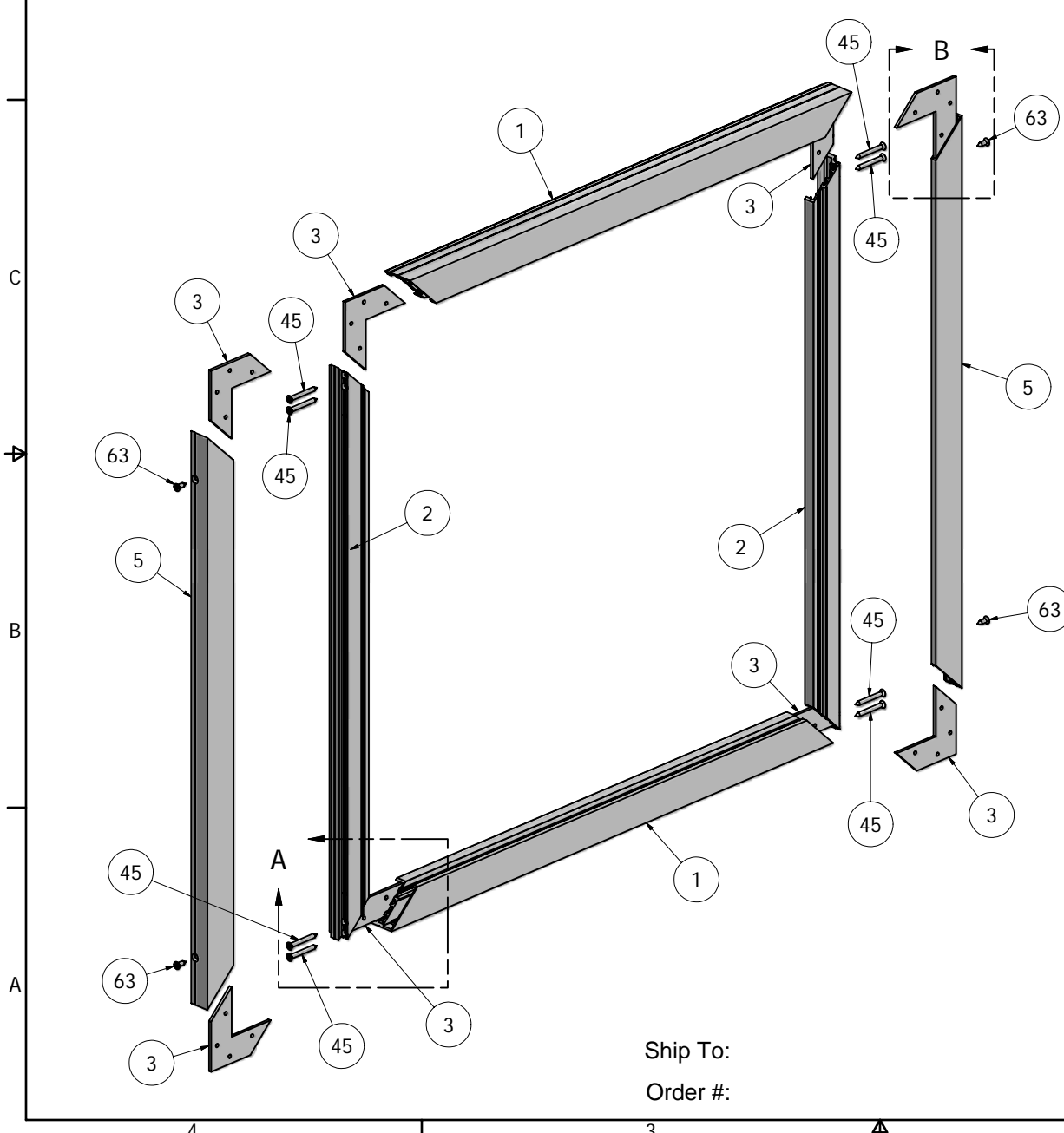
DRAWN Steve	2/4/2009	SignComp		
CHECKED				
QA		TITLE Series 7/12 Retro Hinge Body - Assembly		
MFG		SIZE C	DWG NO K1600	REV
APPROVED		SCALE	SHEET 1 OF 1	

Ship To:

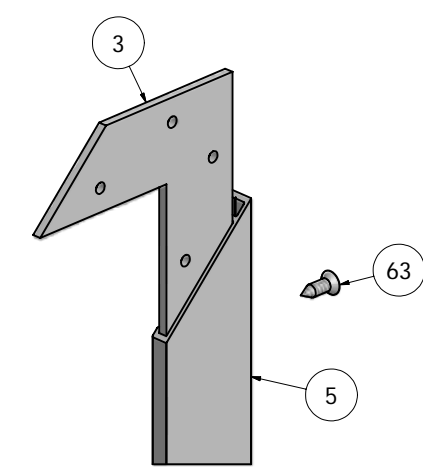
Order #:

4 3 2 1

Parts List			
ITEM	PART #	DESCRIPTION	NOTES
1	1624	Slide Retainer	Top & Bottom
2	1690	Access Frame	Sides
3	5210	Corner Key	Pre-Punched
45	5270	Slide Retainer Corner Screw	Pre-Drilled #8 Counter Sink
5	1694	Slide Cover	Sides
63	5168	Slide Cover Screw	Drill #8 Counter Sink



DETAIL A



DETAIL B

NOTE: PRE-CUT KITS ARE NOT PRE-DRILLED.
 (Holes shown in this drawing are for reference only.
 Drilling of pilot holes are to be done by fabricator.)

THIS DRAWING WAS CREATED AT NO CHARGE TO ASSIST YOU IN VISUALIZING OUR PROPOSAL. THE DRAWING HEREIN IS THE PROPERTY OF SIGNCOMP. PERMISSION TO COPY OR REVISE THIS DRAWING OR TO USE THIS DRAWING FOR PRODUCTION IS STRICTLY PROHIBITED AND CAN ONLY BE COPIED, REVISED OR USED FOR PRODUCTION WITH THE EXPRESSED WRITTEN PERMISSION OF SIGNCOMP.				
DRAWN	12/15/2008	<div style="text-align: center;"> <h1>SignComp</h1> <p>Slide Retainer - Assembly</p> </div>		
Steve				
CHECKED				
QA				
MFG				
APPROVED		SIZE	DWG NO	REV
		C	K1624/90/94	
		SCALE	SHEET 1 OF 1	

Ship To:
 Order #: