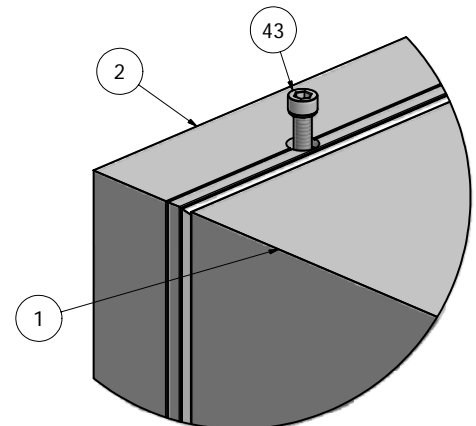
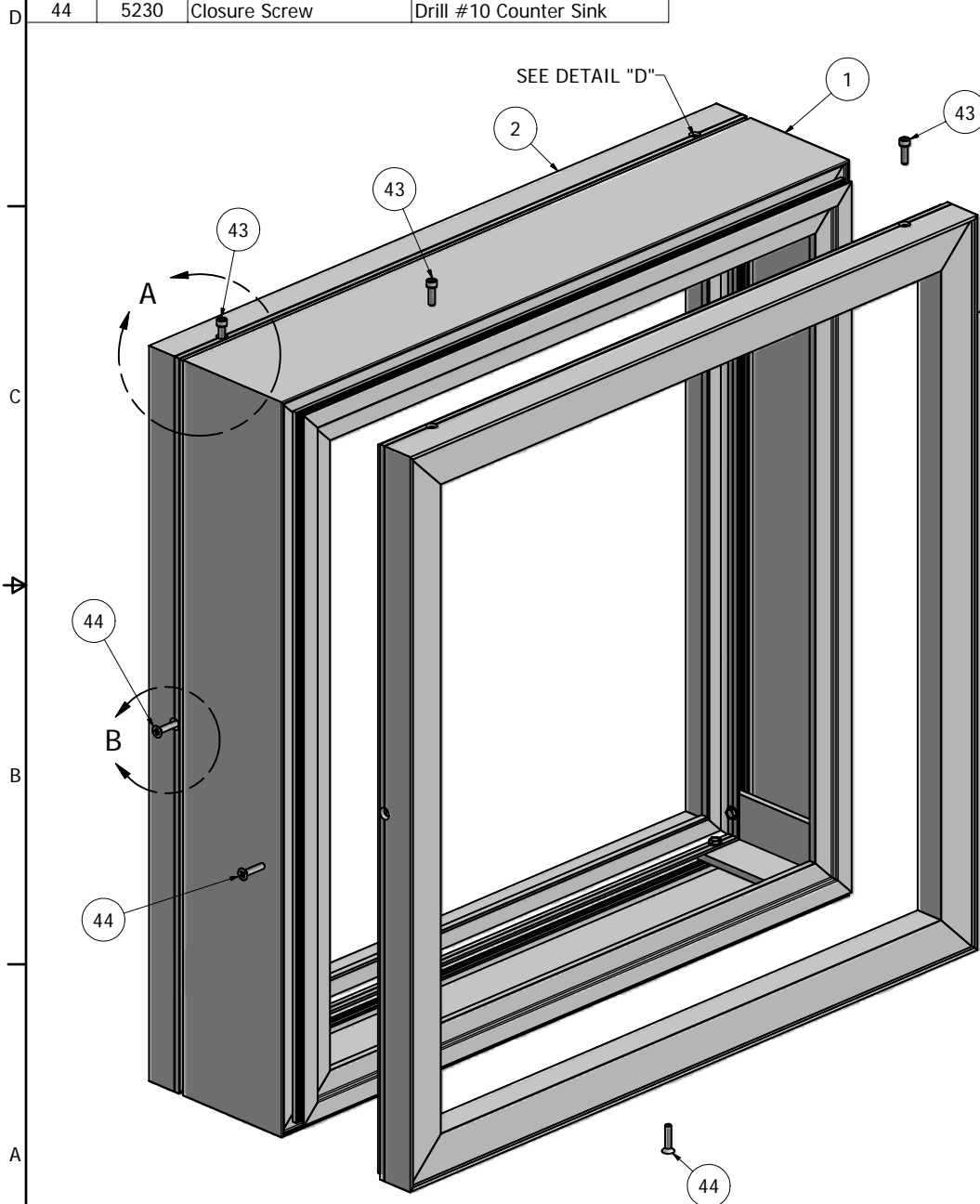


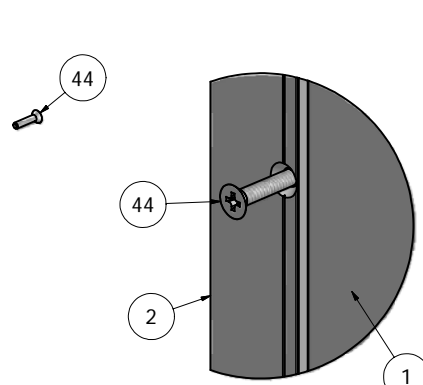
Parts List			
ITEM	PART #	DESCRIPTION	NOTES
1	K1592	Series 7 Hinge Body	Assembly
2	K1632	Bleed Retainer	Assembly
43	5280	Hinge Screw	Drill 11/32" Pilot Hole
44	5230	Closure Screw	Drill #10 Counter Sink

Ship To:

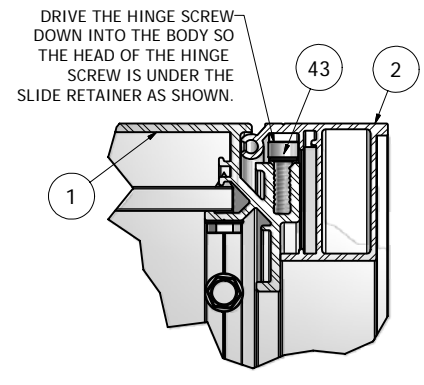
Order #:



DETAIL A



DETAIL B



DETAIL D

NOTE: PRE-CUT KITS ARE NOT PRE-DRILLED.
 (Holes shown in this drawing are for reference only.
 Drilling of pilot holes are to be done by fabricator.)

THIS DRAWING WAS CREATED AT NO CHARGE TO ASSIST YOU IN VISUALIZING OUR PROPOSAL. THE DRAWING HEREIN IS THE PROPERTY OF SIGNCOMP. PERMISSION TO COPY OR REVISE THIS DRAWING OR TO USE THIS DRAWING FOR PRODUCTION IS STRICTLY PROHIBITED AND CAN ONLY BE COPIED, REVISED OR USED FOR PRODUCTION WITH THE EXPRESSED WRITTEN PERMISSION OF SIGNCOMP.

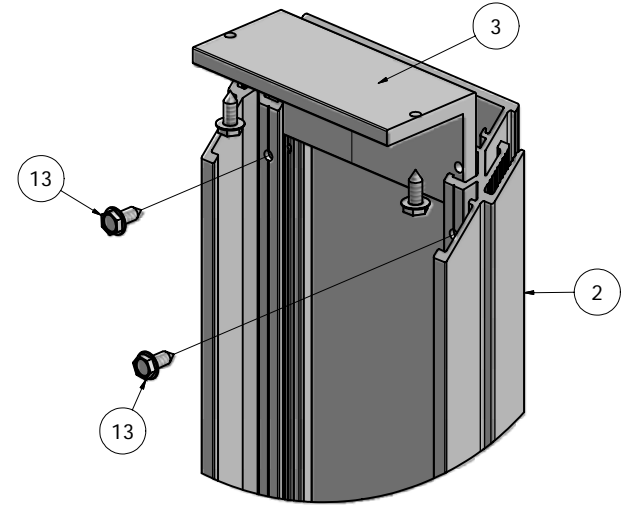
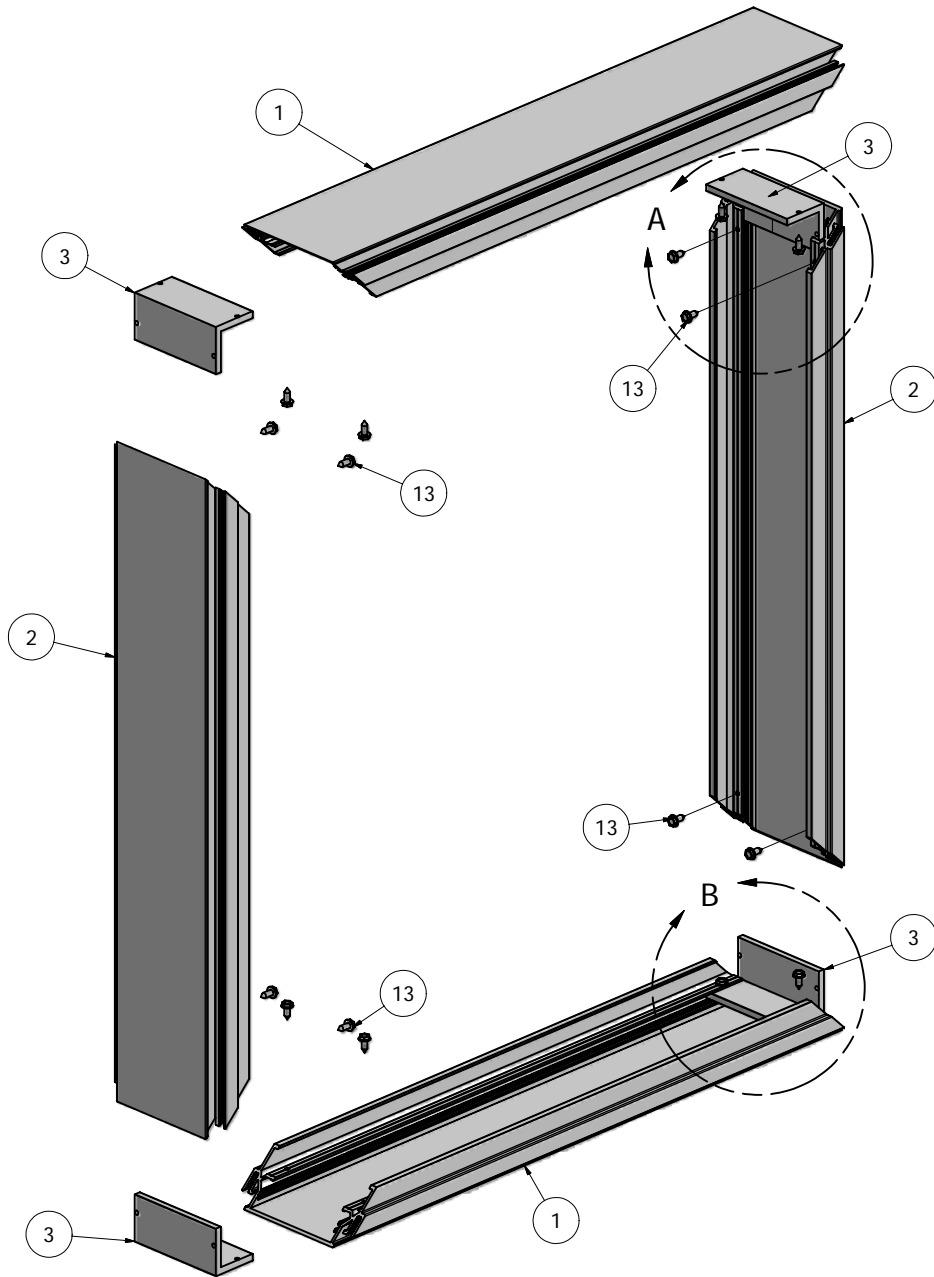
DRAWN	Steve	12/23/2008
CHECKED		
QA		
MFG		
APPROVED		
SCALE		

SignComp		
TITLE		
Series 7 Hinge Body with Bleed Retainer - Assembly		
SIZE	DWG NO	REV
C	K1592/1632	
SHEET 1 OF 1		

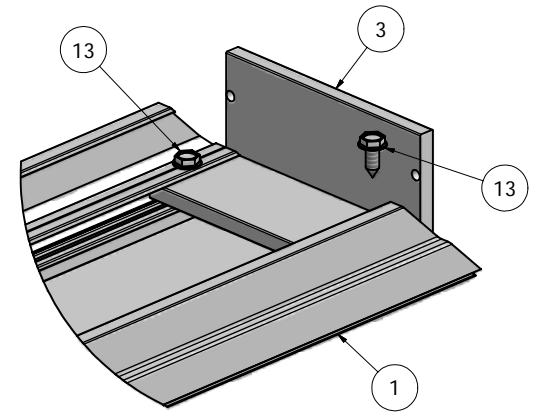
Parts List			
ITEM	PART #	DESCRIPTION	NOTES
1	1592	Series 7 Hinge Body	Top & Bottom
2	1592	Series 7 Hinge Body	Sides
3	5344	Series 7 Hinge Body Corner Angle	
13	5218	Corner Angle Screw	Drill 5/32" Pilot Hole

Ship To:

Order #:



DETAIL A



DETAIL B

NOTE: PRE-CUT KITS ARE NOT PRE-DRILLED.

(Holes shown in this drawing are for reference only.
Drilling of pilot holes are to be done by fabricator.)

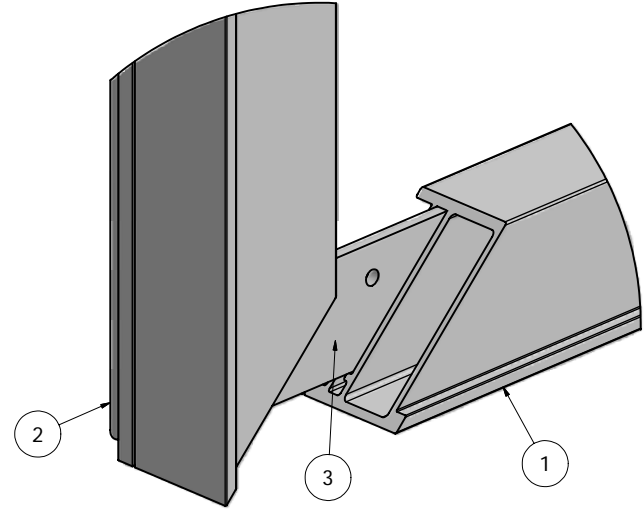
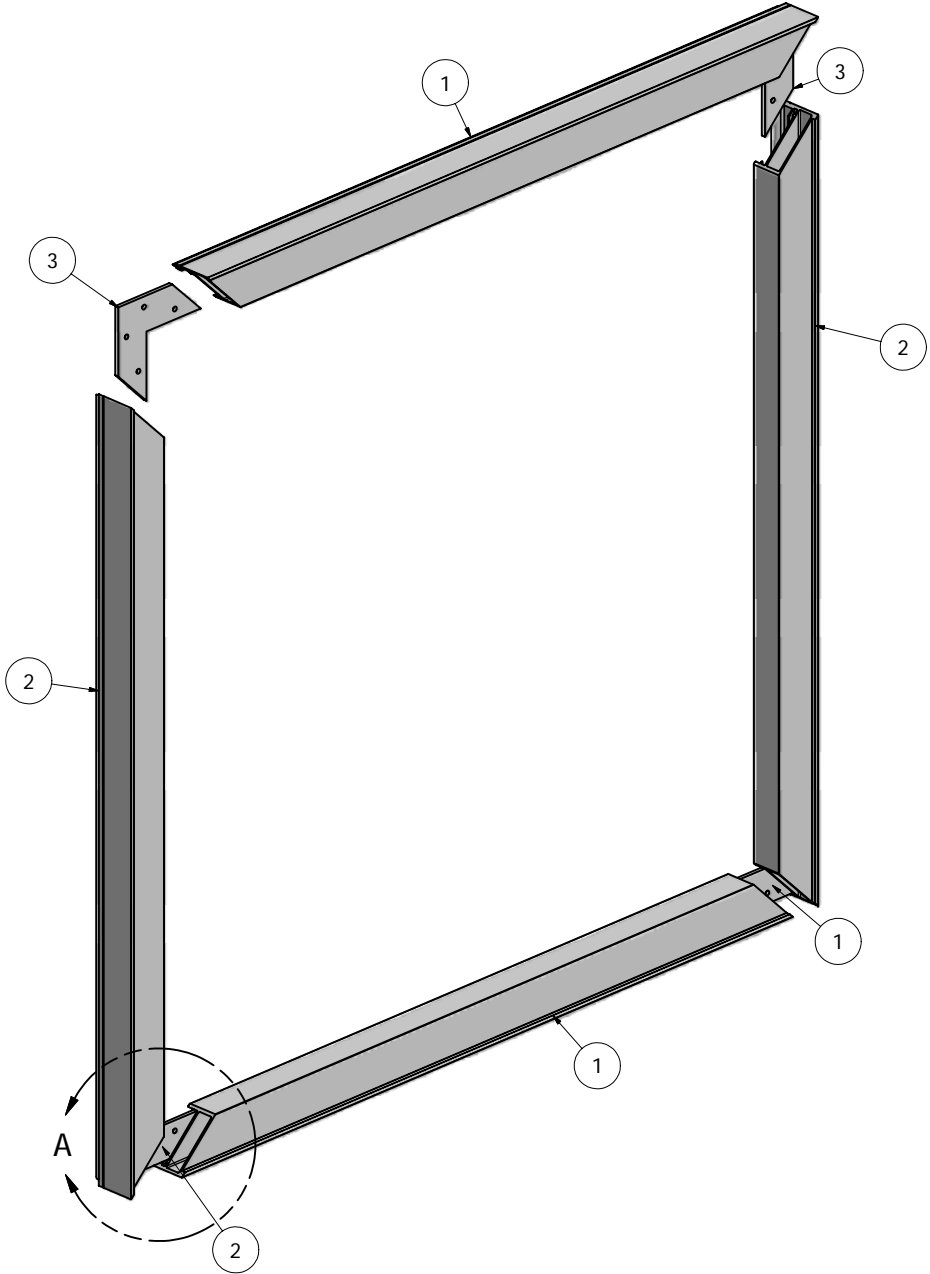
THIS DRAWING WAS CREATED AT NO CHARGE TO ASSIST YOU IN VISUALIZING OUR PROPOSAL. THE DRAWING HEREIN IS THE PROPERTY OF SIGNCOMP. PERMISSION TO COPY OR REVISE THIS DRAWING OR TO USE THIS DRAWING FOR PRODUCTION IS STRICTLY PROHIBITED AND CAN ONLY BE COPIED, REVISED OR USED FOR PRODUCTION WITH THE EXPRESSED WRITTEN PERMISSION OF SIGNCOMP.

DRAWN Steve	12/12/2008	SignComp		
CHECKED				
QA		TITLE Series 7 Hinge Body - Assembly		
MFG		SIZE C	DWG NO K1592	REV
APPROVED		SCALE	SHEET 1 OF 1	

Parts List			
ITEM	PART #	DESCRIPTION	NOTES
1	1632	Bleed Retainer	Top & Bottom
2	1632	Bleed Retainer	Sides
3	5210	Corner Key	Pre-Punched

Ship To:

Order #:



DETAIL A

NOTE: PRE-CUT KITS ARE NOT PRE-DRILLED.
 (Holes shown in this drawing are for reference only.
 Drilling of pilot holes are to be done by fabricator.)

THIS DRAWING WAS CREATED AT NO CHARGE TO ASSIST YOU IN VISUALIZING OUR PROPOSAL. THE DRAWING HEREIN IS THE PROPERTY OF SIGNCOMP. PERMISSION TO COPY OR REVISE THIS DRAWING OR TO USE THIS DRAWING FOR PRODUCTION IS STRICTLY PROHIBITED AND CAN ONLY BE COPIED, REVISED OR USED FOR PRODUCTION WITH THE EXPRESSED WRITTEN PERMISSION OF SIGNCOMP.

DRAWN	12/22/2008	<h1>SignComp</h1> <p>Bleed Retainer - Assembly</p>			
CHECKED					
QA					
MFG					
APPROVED					
SIZE	C	DWG NO	K1632	REV	
SCALE		SHEET 1 OF 1			