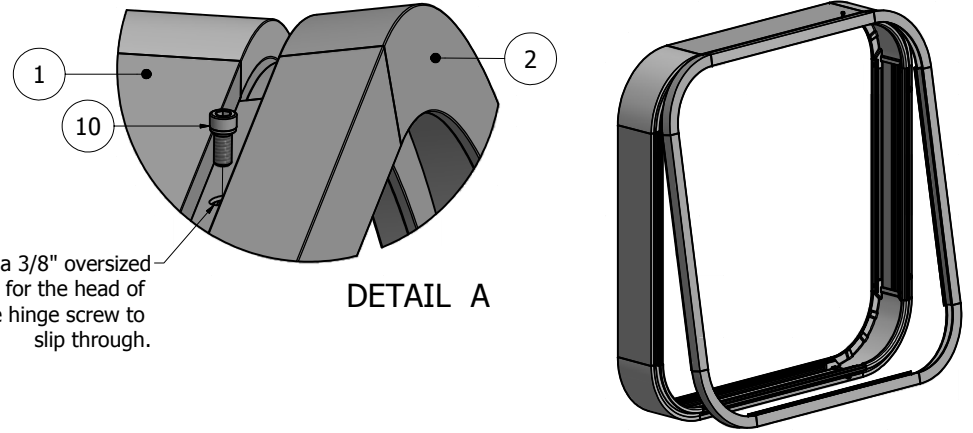


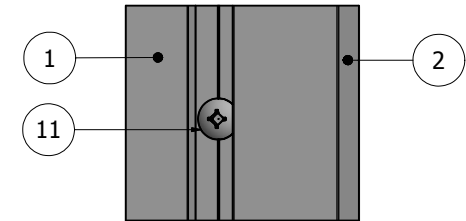
PARTS LIST			
ITEM	PART#	DESCRIPTION	NOTES
1	K2025/4000	Single Face Body w/ 9in Radius Corners	Assembly
2	K2055/4280	1 1/2" Retainer w/ 9in Radius Corners	Assembly
10	5170	Hinge Screw	Drill 3/8" pilot hole
11	5180	Closure Screw	Drill 5/16" pilot hole

Ship To:  
Sales Order#

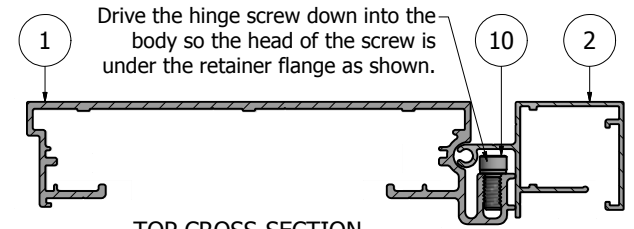
**\*NOTE:** Drill a 3/8" oversized hole for the head of the hinge screw to slip through.



DETAIL A

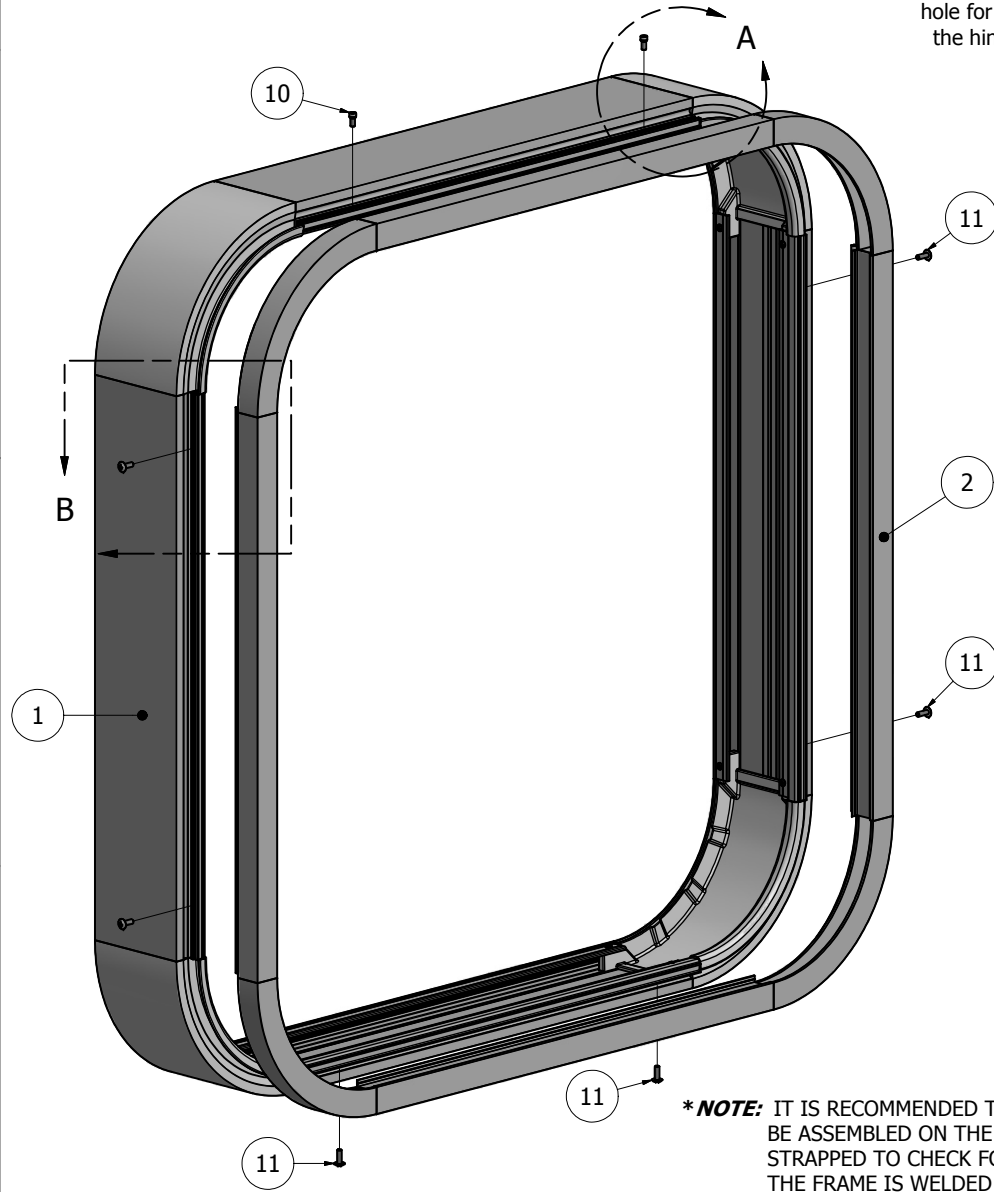


DETAIL B  
FRAME CLOSED



TOP CROSS-SECTION

**\*NOTE: PRE-CUT KITS ARE NOT PRE-DRILLED.**  
(Holes shown in this drawing are for reference only.  
Drilling of pilot holes are to be done by fabricator.)



**\*NOTE:** IT IS RECOMMENDED THAT THE FRAME BE ASSEMBLED ON THE BODY, THEN RATCHET STRAPPED TO CHECK FOR SQUARE, BEFORE THE FRAME IS WELDED OR MECHANICALLY FASTENED.

THIS DRAWING WAS CREATED AT NO CHARGE TO ASSIST YOU IN VISUALIZING OUR PROPOSAL. THE DRAWING HEREIN IS THE PROPERTY OF SIGNCOMP. PERMISSION TO COPY OR REVISE THIS DRAWING OR TO USE THIS DRAWING FOR PRODUCTION IS STRICTLY PROHIBITED AND CAN ONLY BE COPIED, REVISED OR USED FOR PRODUCTION WITH THE EXPRESSED WRITTEN PERMISSION OF SIGNCOMP.

DRAWN	SBreihof	11/30/2012	<b>SignComp</b>
Centroid X:	0.000 in	TITLE	
Centroid Y:	0.000 in	Single Face Body w/1 1/2" Retainer and 9in Radius Corners - Assembly	DWG NO <b>KSF/55/4560</b> REV
Principal Moments Ix:	0.000 in^4		
Principal Moments Iy:	0.000 in^4		
Section Modulus Ix:	0.000 in^3		
Section Modulus Iy:	0.000 in^3		