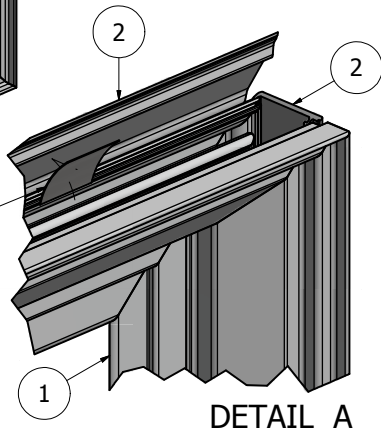
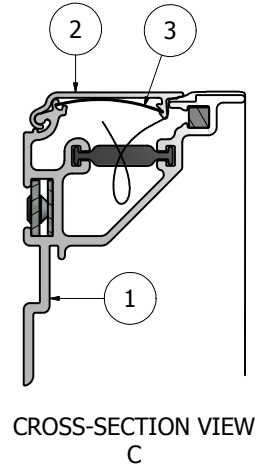
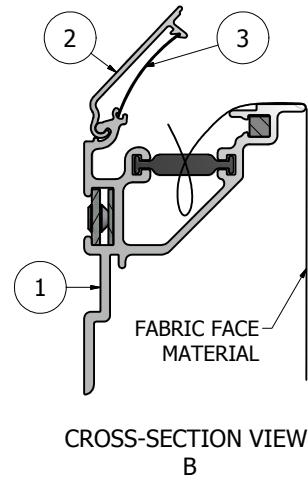
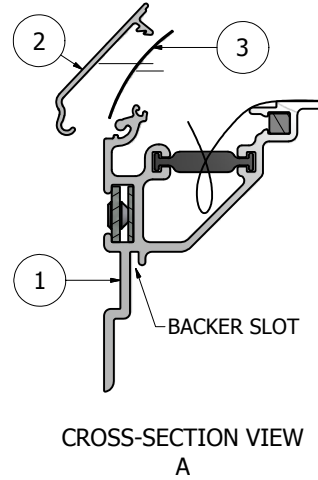

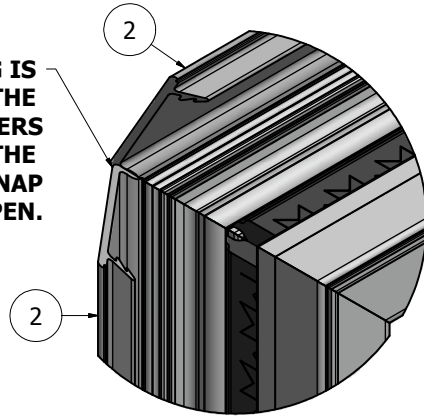
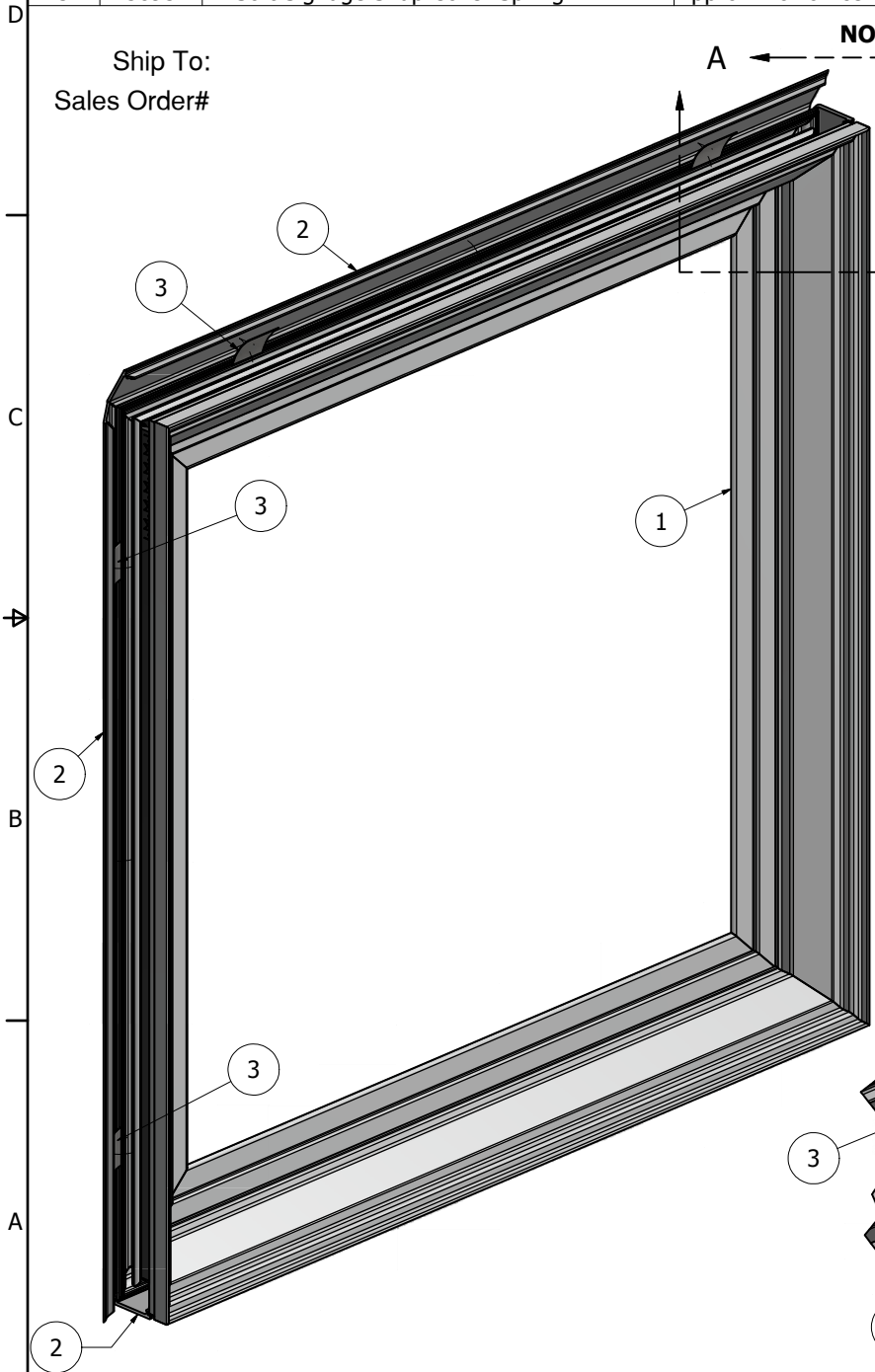


PARTS LIST			
ITEM	PART#	DESCRIPTION	NOTES
1	K3091	2" Soft Signage Snap Tension Frame	Assembly
2	3094	2" Soft Signage Snap Tension Frame Cover	All Sides
3	5893	2" Soft Signage Snap Cover Spring	Approx. 18" on center

Ship To:
Sales Order#

NOTE: BACK GRINDING IS REQUIRED ON THE ENDS OF THE COVERS IN ORDER FOR THE COVERS TO SNAP OPEN.



NOTE: PRE-CUT KITS ARE NOT PRE-DRILLED.
(Holes shown in this drawing are for reference only. Drilling of pilot holes are to be done by fabricator.)

DRAWING BY: SBreihof 3/6/2014		SignComp
Centroid X: 0.000 in	TITLE	
Centroid Y: 0.000 in	2" Soft Signage Snap Tension Frame and Snap Cover - Assembly	
Principal Moments Ix: 0.000 in ⁴	PART NO	REV
Principal Moments Iy: 0.000 in ⁴	K3091-94	
Section Modulus Ix: 0.000 in ³	SHEET 1 OF 1	
Section Modulus Iy: 0.000 in ³		