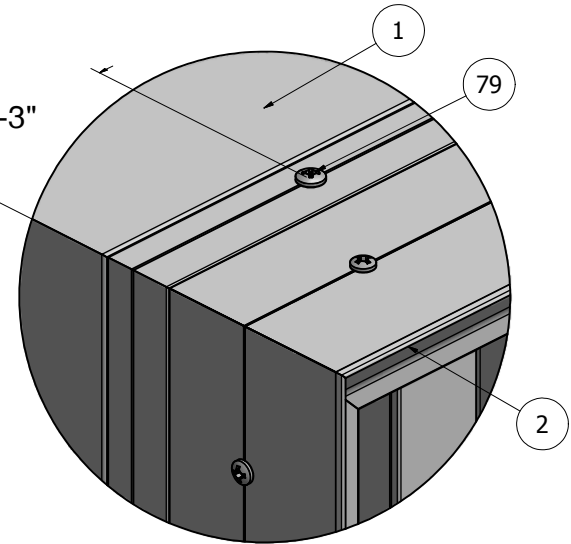
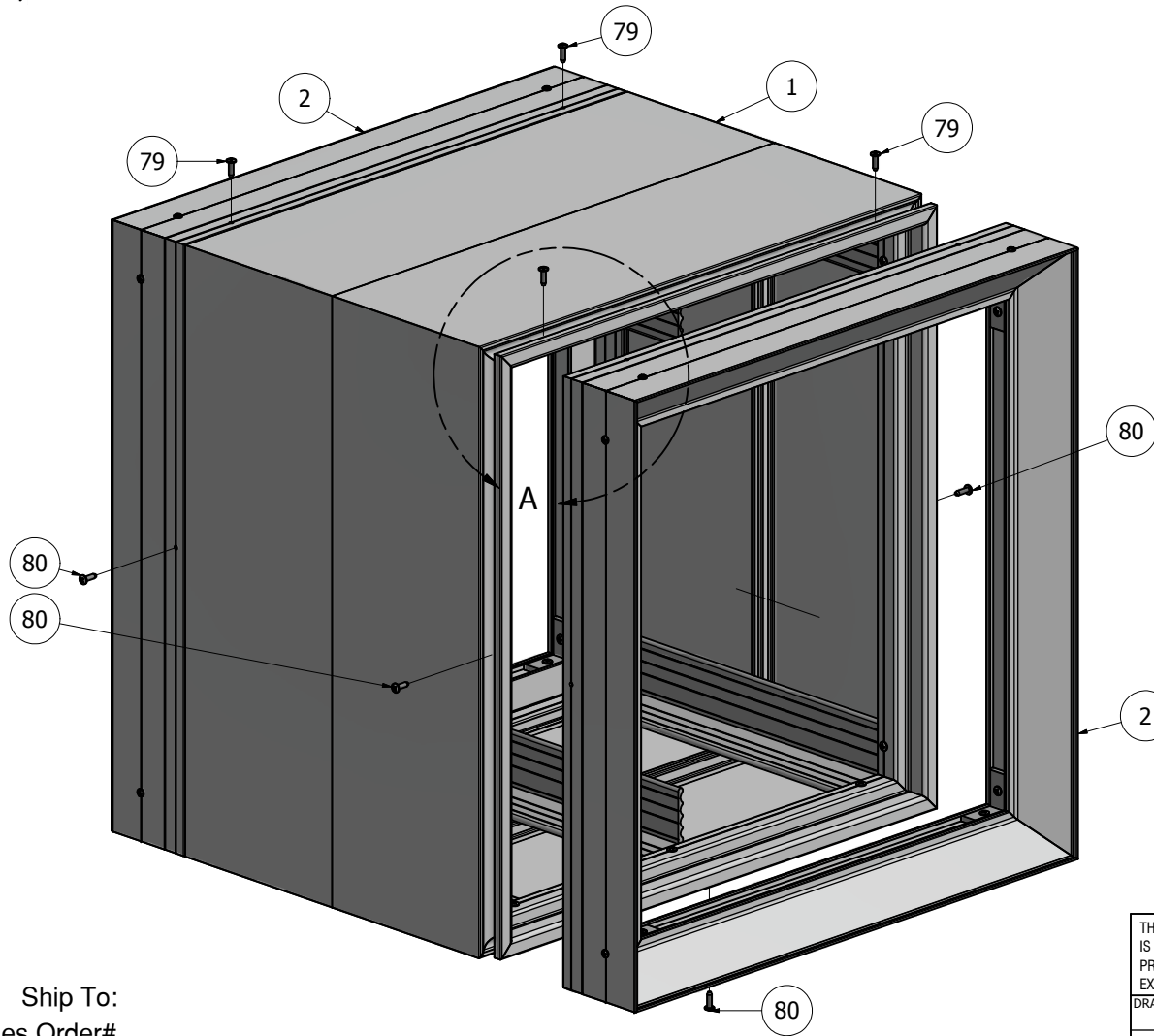
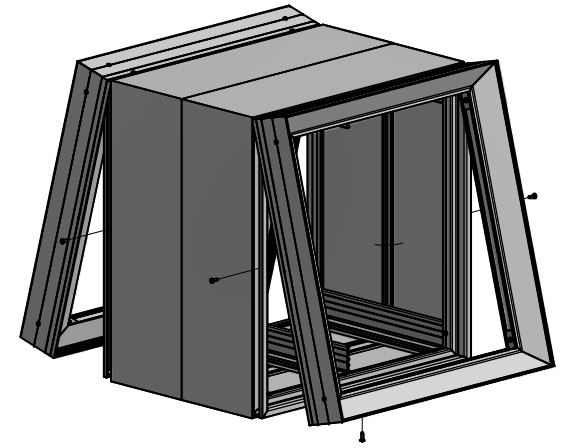


TOP CROSS-SECTION VIEW



NOTE: THE FRAME ALIGNS TIGHT TO THE BODY, SHOWING NO REVEAL.

DETAIL A
FRAME CLOSED

NOTE: PRE-CUT KITS ARE NOT PRE-DRILLED.
(Holes shown in this drawing are for reference only. Drilling of pilot holes are to be done by fabricator.)

Ship To:
Sales Order#

PARTS LIST

ITEM	PART #	DESCRIPTION	NOTES
1	K2009	Flat 2 PC Double Face Body	Assembly
2	K2104-2121	Flat Bleed Retro Frame w/ Bleed Cover	Assembly
79	5175	Hinge Screw - #10 x 5/8" Pan Head	Pre-drill 5/32" pilot holes every 36" o/c
80	5175	Closure Screw - #10 x 5/8" Pan Head	Pre-drill 5/32" pilot holes every 48" o/c

THIS DRAWING WAS CREATED AT NO CHARGE TO ASSIST YOU IN VISUALIZING OUR PROPOSAL. THE DRAWING HEREIN IS THE PROPERTY OF SIGNCOMP. PERMISSION TO COPY OR REVISE THIS DRAWING OR TO USE THIS DRAWING FOR PRODUCTION IS STRICTLY PROHIBITED AND CAN ONLY BE COPIED, REVISED OR USED FOR PRODUCTION WITH THE EXPRESSED WRITTEN PERMISSION OF SIGNCOMP.

DRAWING BY:	SBreihof	8/20/2013
Centroid X:	0.000 in	
Centroid Y:	0.000 in	
Principal Moments Ix:	0.000 in ⁴	
Principal Moments Iy:	0.000 in ⁴	
Section Modulus Ix:	0.000 in ³	
Section Modulus Iy:	0.000 in ³	

SignComp

TITLE
Flat 2 Piece Double Face Body w/ Flat Bleed Retro Frame and Bleed Cover - Assembly

PART NO
K2009-2104-21