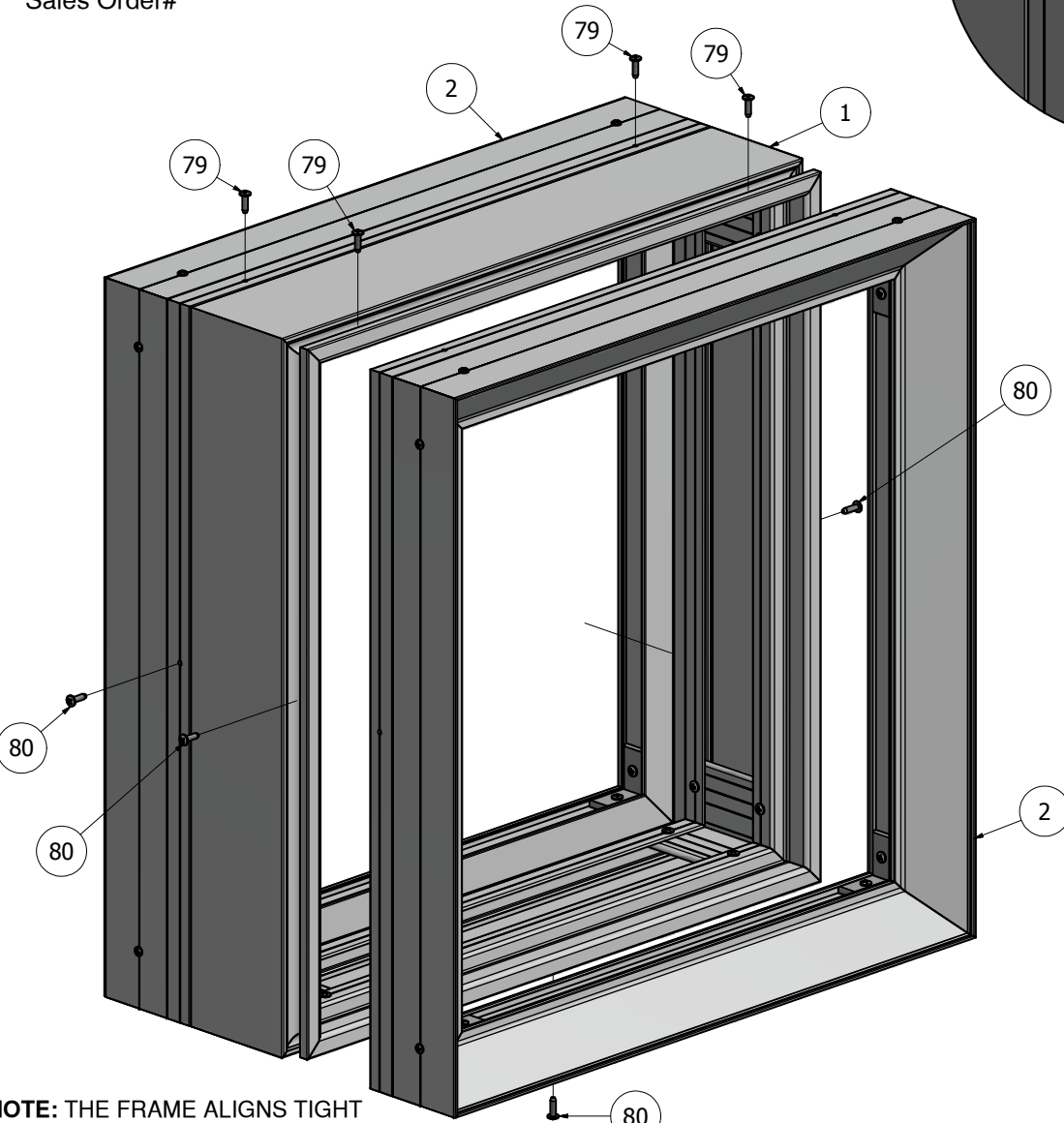
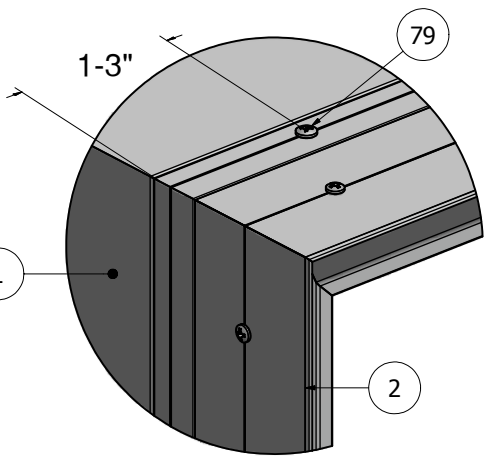


PARTS LIST			
ITEM	PART #	DESCRIPTION	NOTES
1	K2007	Flat Double Face Medium Body	Assembly
2	K2104-2121	Flat Bleed Retro Frame w/ Bleed Cover	Assembly
79	5175	Hinge Screw - #10 x 5/8" Pan Head	Pre-drill 5/32" hole every 36" o/c
80	5175	Closure Screw - #10 x 5/8" Pan Head	Pre-drill 5/32" hole every 48" o/c

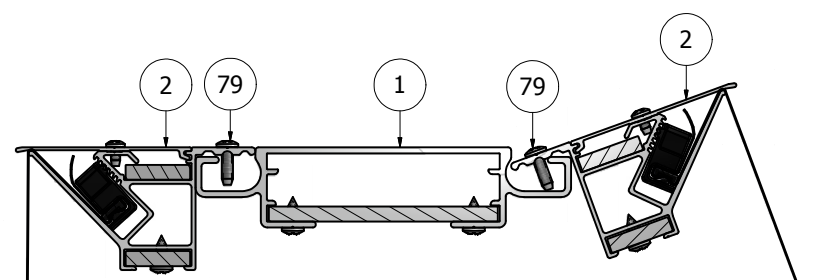
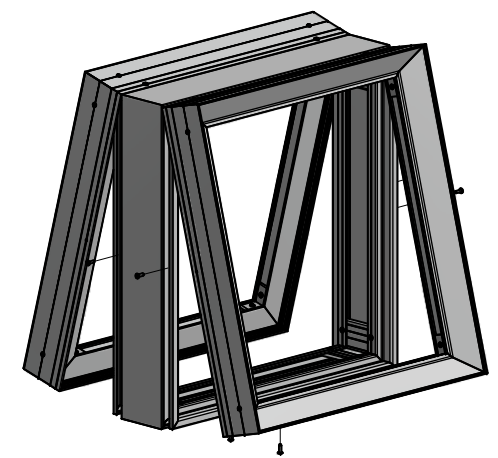
Ship To:
Sales Order#



NOTE: THE FRAME ALIGNS TIGHT TO THE BODY, SHOWING NO REVEAL.



**DETAIL A
FRAME CLOSED**



TOP CROSS-SECTION VIEW

NOTE: PRE-CUT KITS ARE NOT PRE-DRILLED.
(Holes shown in this drawing are for reference only. Drilling of pilot holes are to be done by fabricator.)

DRAWING BY: SBreihof 8/13/2013		SignComp
Centroid X: 0.000 in	Centroid Y: 0.000 in	
Principal Moments Ix: 0.000 in ⁴	Principal Moments Iy: 0.000 in ⁴	TITLE Flat Double Face Medium Body w/ Flat Bleed Retro Frame and Bleed Cover - Assembly
Section Modulus Ix: 0.000 in ³	Section Modulus Iy: 0.000 in ³	PART NO K2007-2104-21
		REV