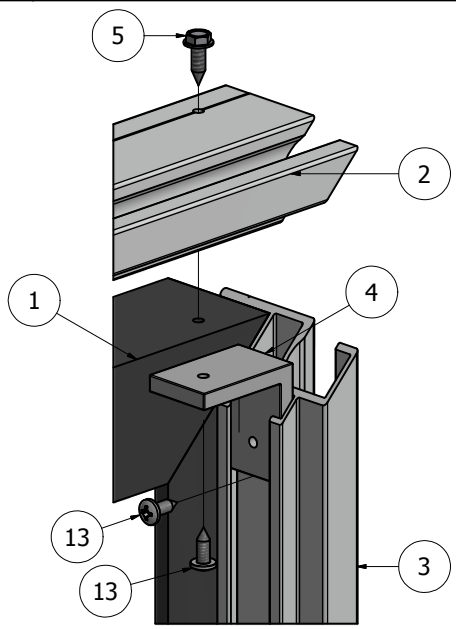
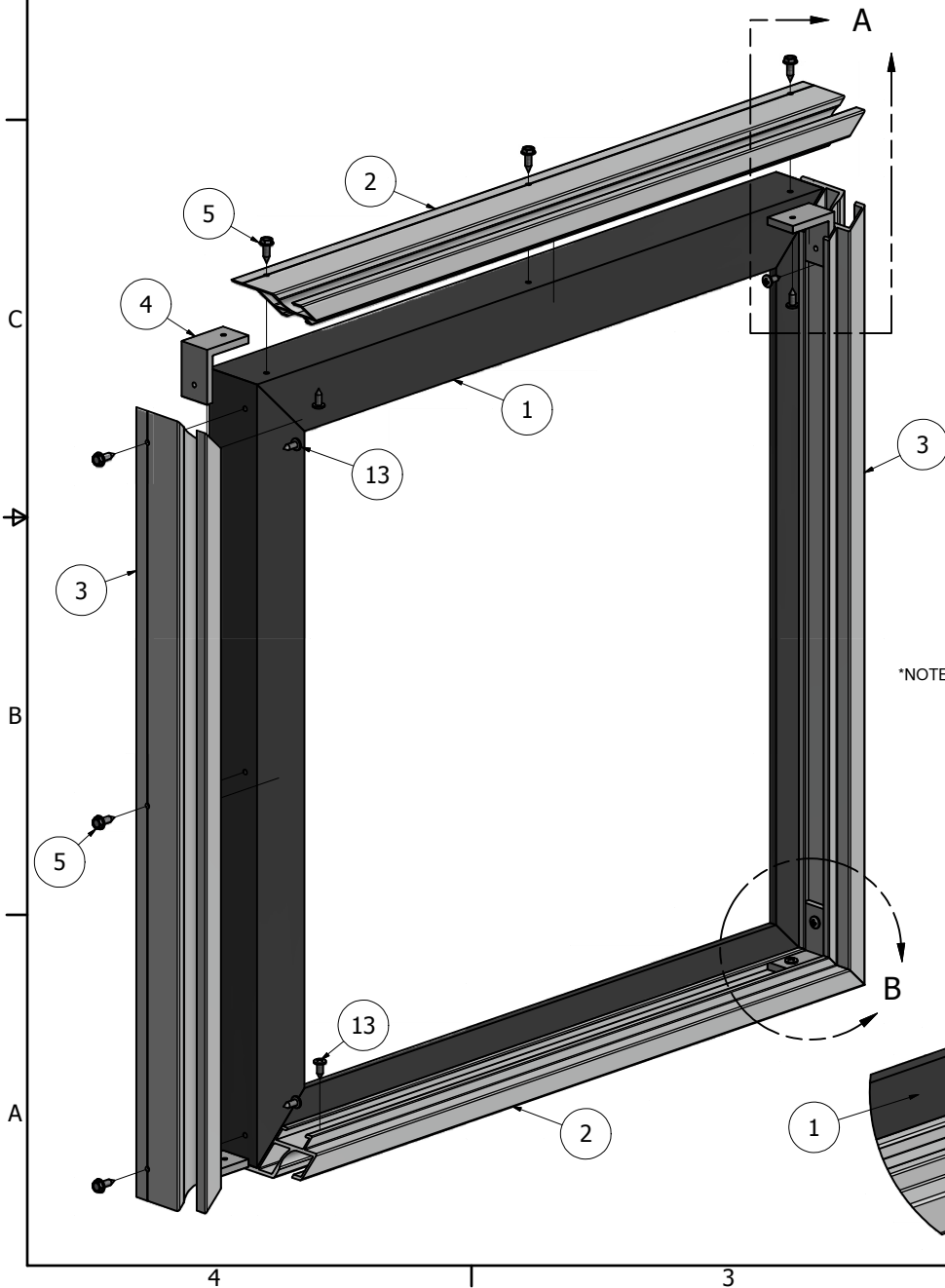
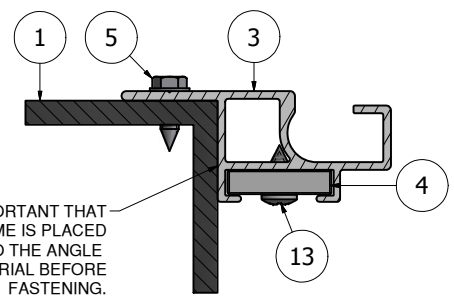


PARTS LIST			
ITEM	PART #	DESCRIPTION	NOTES
1		Angle Frame or Existing Structure	Not provided by SignComp
2	2041	Flat Retro Body	Top & Bottom
3	2041	Flat Retro Body	Sides
4	5305	Frame Corner Angle	One (1) per corner
5		Attachment Fastener	By Other
13	5218	Corner Angle Screw	Pre-drill 5/32" hole

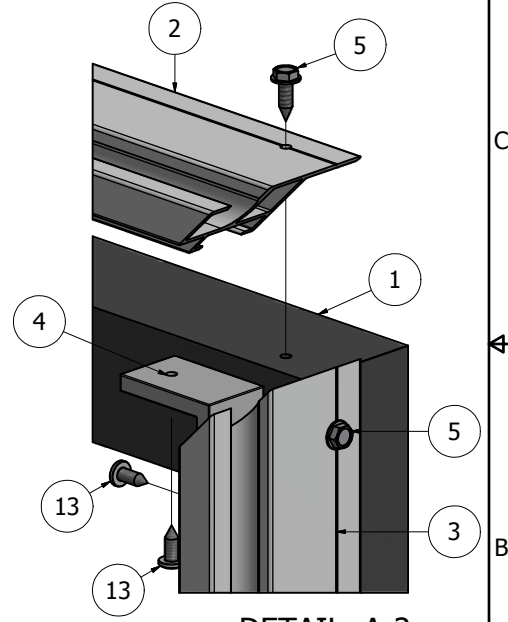


DETAIL A-1

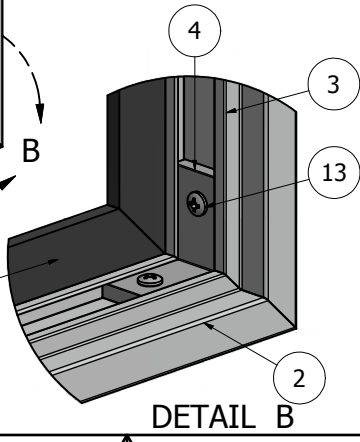


CROSS-SECTION VIEW

*NOTE: IT'S IMPORTANT THAT THE FRAME IS PLACED TIGHT TO THE ANGLE MATERIAL BEFORE FASTENING.



DETAIL A-2



DETAIL B

NOTE: PRE-CUT KITS ARE NOT PRE-DRILLED.
(Holes shown in this drawing are for reference only. Drilling of pilot holes are to be done by fabricator.)

DRAWING BY: SBreihof		8/15/2013	<h1>SignComp</h1> <p>Flat Retro Body - Assembly</p>
Centroid X:		0.000 in	
Centroid Y:		0.000 in	
Principal Moments Ix:		0.000 in ⁴	
Principal Moments Iy:		0.000 in ⁴	
Section Modulus Ix:		0.000 in ³	PART NO
Section Modulus Iy:		0.000 in ³	REV
			K2041
			SHEET 1 OF 1

2



1

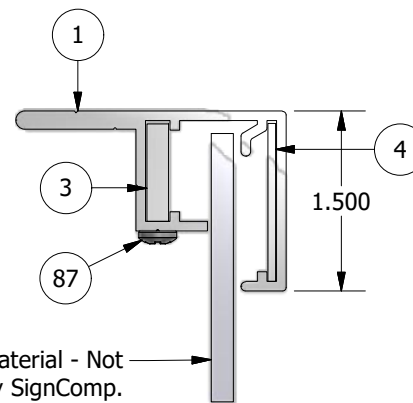
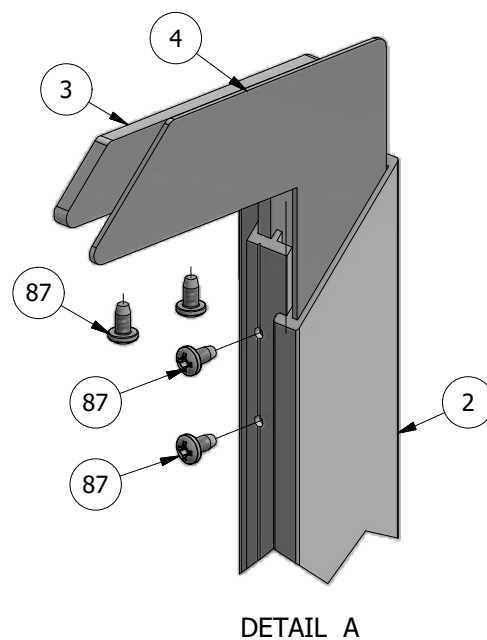
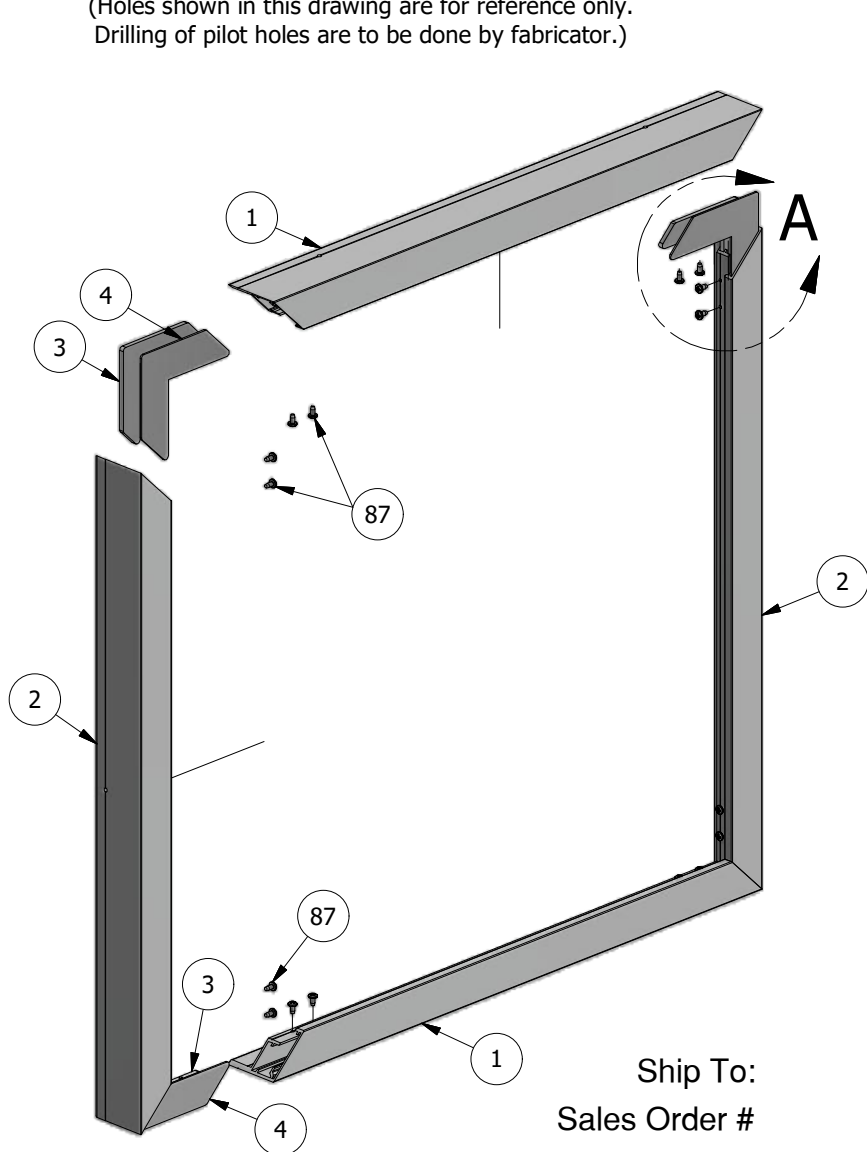
PARTS LIST

ITEM	PART #	DESCRIPTION	NOTES
1	2052	Flat 1-1/2" Retainer	Top & Bottom
2	2052	Flat 1-1/2" Retainer	Sides
3	5213	Flat 1-1/2" Frame Corner Bracket	
4	5213	Flat 1-1/2" Frame Corner Key	
87	5195	Flat Frame Corner Bracket Screw	#8 x 5/16" - Pre-drill 1/8" holes Four(4) per corner

NOTE: PRE-CUT KITS ARE NOT PRE-DRILLED.

(Holes shown in this drawing are for reference only.
Drilling of pilot holes are to be done by fabricator.)

B



CROSS-SECTION VIEW

1

THIS DRAWING WAS CREATED AT NO CHARGE TO ASSIST YOU IN VISUALIZING OUR PROPOSAL. THE DRAWING HEREIN IS THE PROPERTY OF SIGNCOMP. PERMISSION TO COPY OR REVISE THIS DRAWING OR TO USE THIS DRAWING FOR PRODUCTION IS STRICTLY PROHIBITED AND CAN ONLY BE COPIED, REVISED OR USED FOR PRODUCTION WITH THE EXPRESSED WRITTEN PERMISSION OF SIGNCOMP.

Part Name: Flat 1-1/2" Retainer

Part Number: 2052

Revision:

Date: 5/22/2015

Drawing By: SBreihof

Sheet: 1 of 1

Size: A

SignComp

B

A

2

