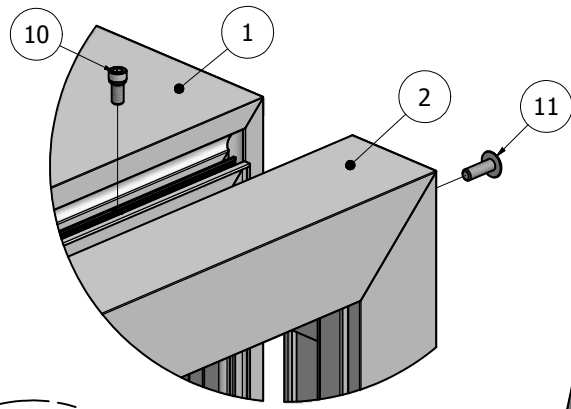
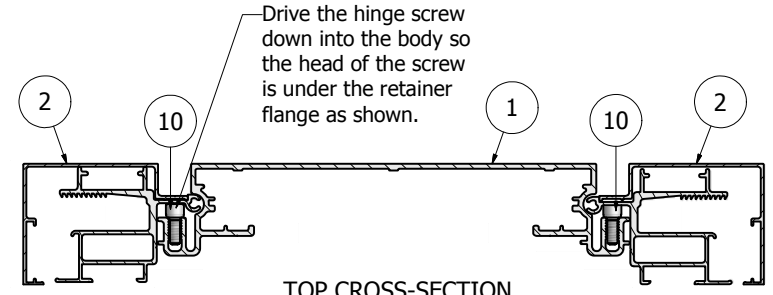
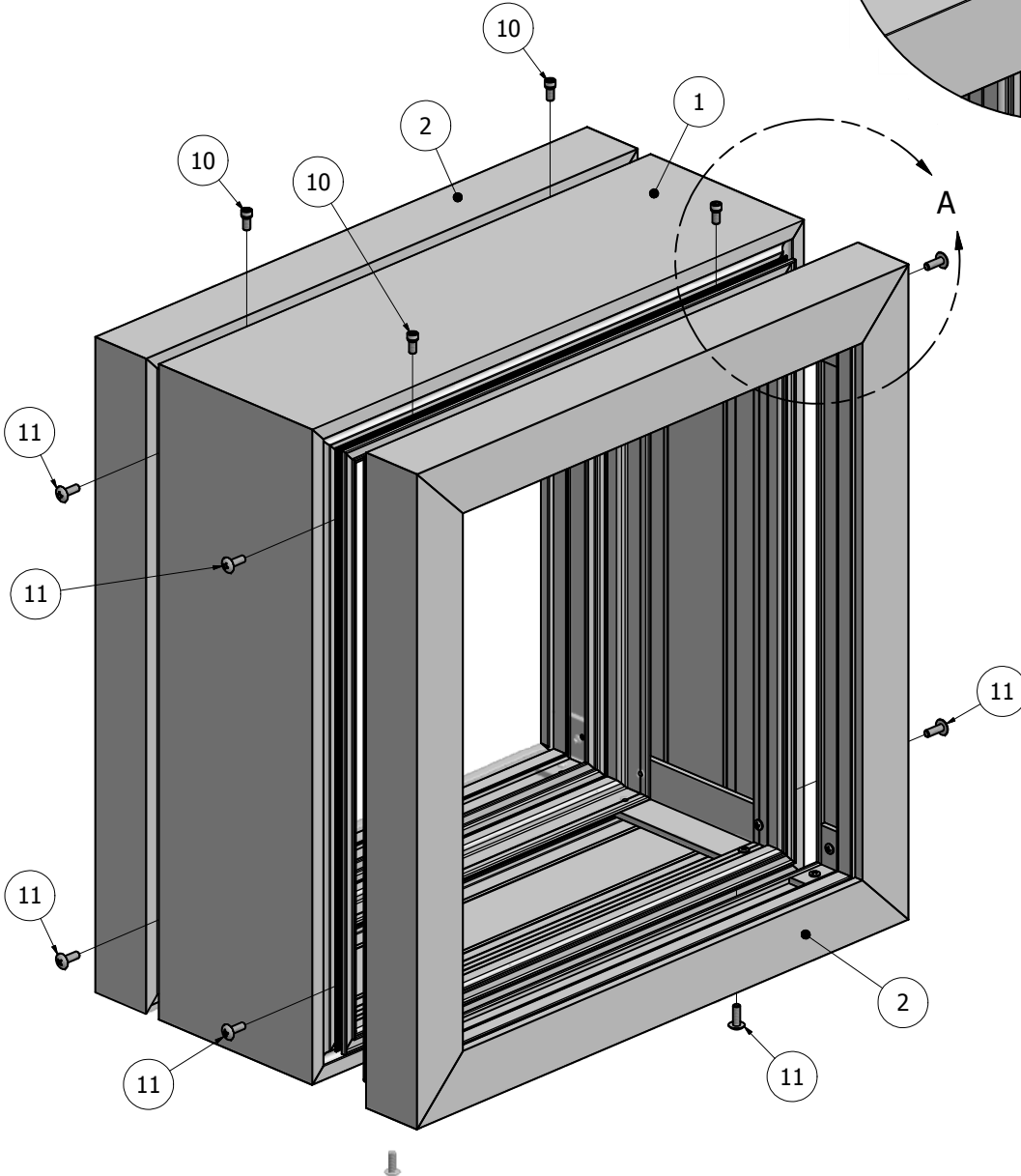
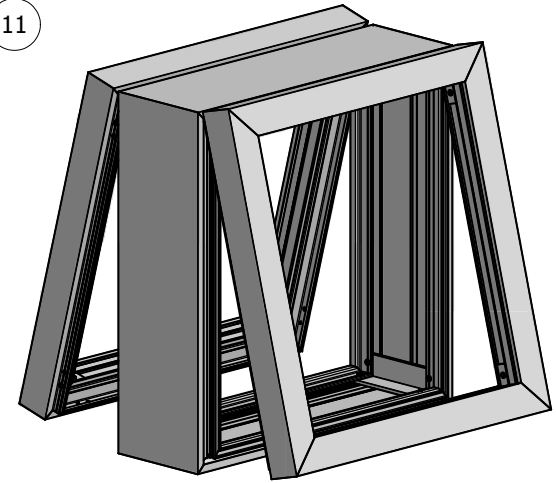


| Parts List | | | |
|------------|----------|-------------------------------|------------------------|
| ITEM | PART# | DESCRIPTION | NOTES |
| 1 | K2015 | Medium Body | Assembly |
| 2 | K2065/75 | Dual Frame & Dual Frame Cover | Assembly |
| 10 | 5170 | Hinge Screw | Drill 3/8" pilot hole |
| 11 | 5180 | Closure Screw | Drill 5/16" pilot hole |

Ship To:
Order Number:



DETAIL A



TOP CROSS-SECTION

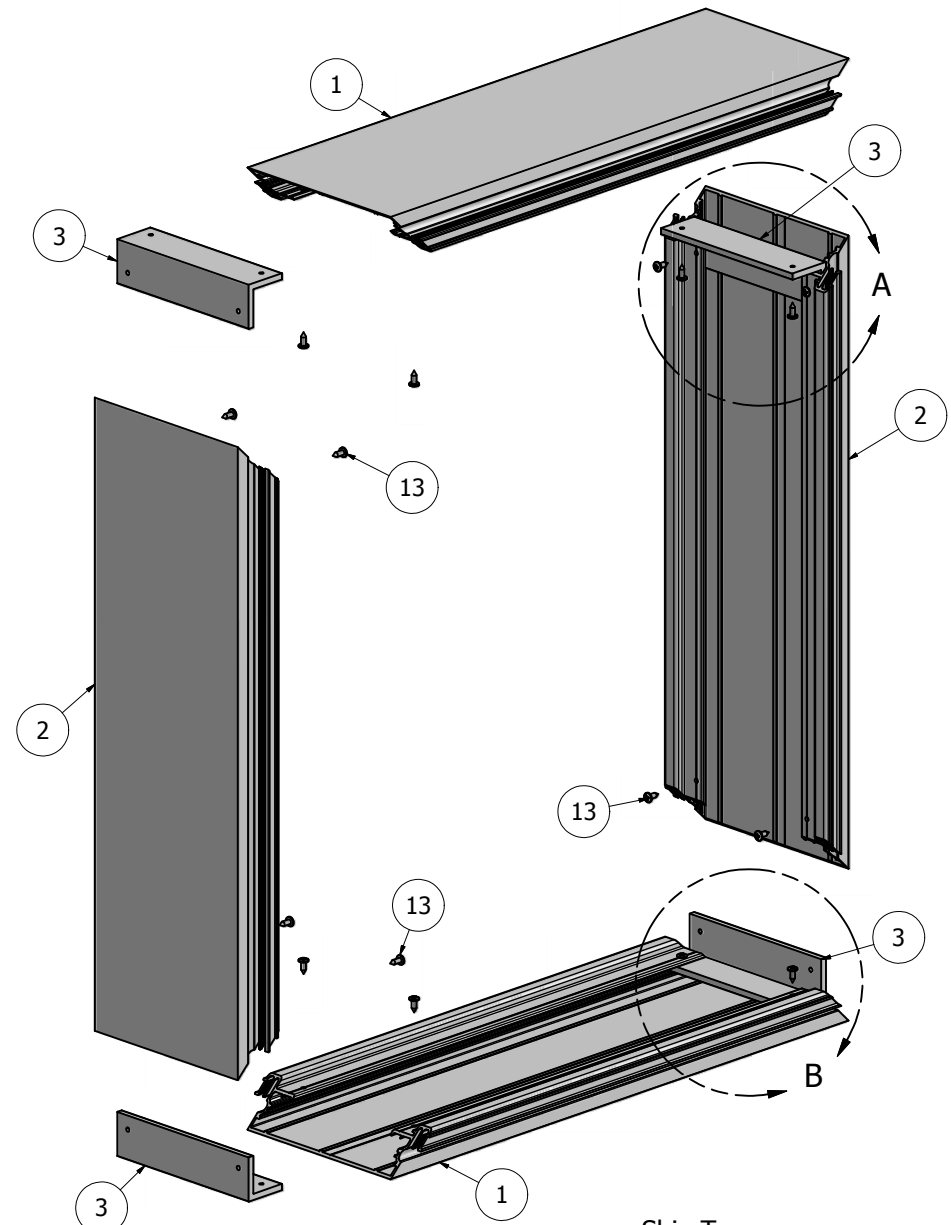
NOTE: PRE-CUT KITS ARE NOT PRE-DRILLED.
(Holes shown in this drawing are for reference only.
Drilling of pilot holes are to be done by fabricator.)

THIS DRAWING WAS CREATED AT NO CHARGE TO ASSIST YOU IN VISUALIZING OUR PROPOSAL. THE DRAWING HEREIN IS THE PROPERTY OF SIGNCOMP. PERMISSION TO COPY OR REVISE THIS DRAWING OR TO USE THIS DRAWING FOR PRODUCTION IS STRICTLY PROHIBITED AND CAN ONLY BE COPIED, REVISED OR USED FOR PRODUCTION WITH THE EXPRESSED WRITTEN PERMISSION OF SIGNCOMP.

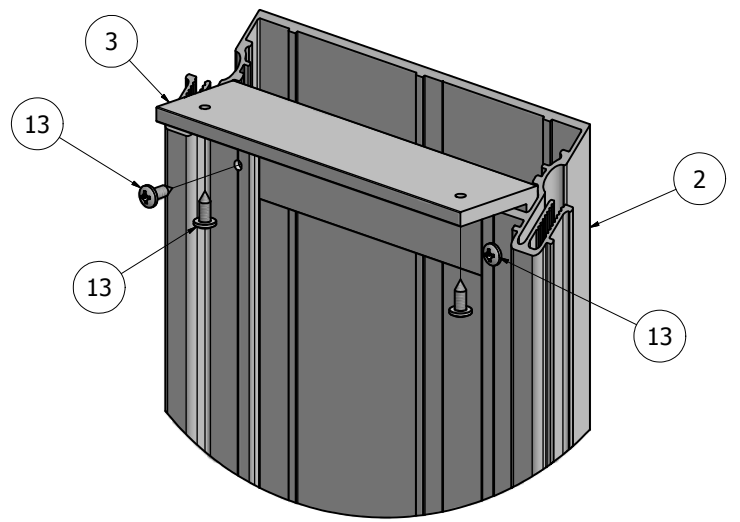
| | | | |
|-----------------------|-----------------------|-----------|---|
| DRAWN | Sarah | 3/22/2012 | SignComp |
| Centroid X: | 0.000 in | | |
| Centroid Y: | 0.000 in | | TITLE |
| Principal Moments Ix: | 0.000 in ⁴ | | Medium Body w/ Dual Frame and Dual Frame Cover - Assembly |
| Principal Moments Iy: | 0.000 in ⁴ | | DWG NO |
| Section Modulus Ix: | 0.000 in ³ | | KMB-65 with 2075 |
| Section Modulus Iy: | 0.000 in ³ | | REV |

| Parts List | | | |
|------------|--------|--------------------------|------------------------|
| ITEM | PART # | DESCRIPTION | NOTES |
| 1 | 2015 | Medium Body | Top & Bottom |
| 2 | 2015 | Medium Body | Sides |
| 3 | 5318 | Medium Body Corner Angle | |
| 13 | 5218 | Corner Angle Screw | Drill 5/32" pilot hole |

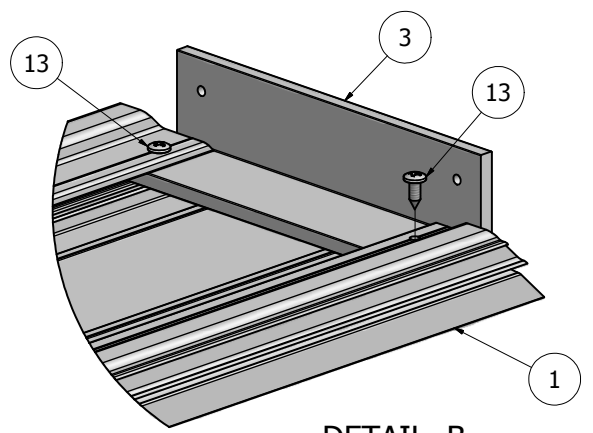
D
C
B
A



Ship To:
Order Number:



DETAIL A



DETAIL B

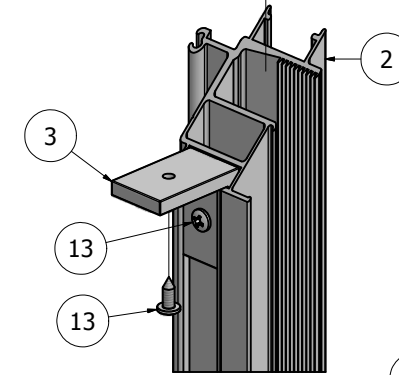
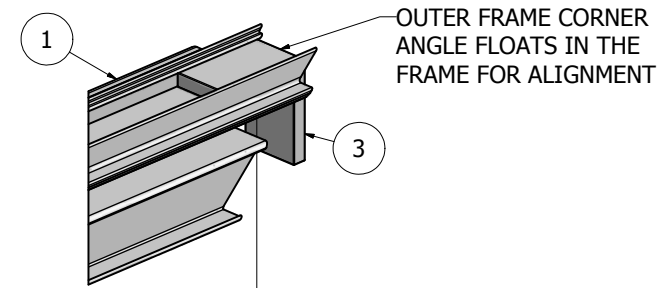
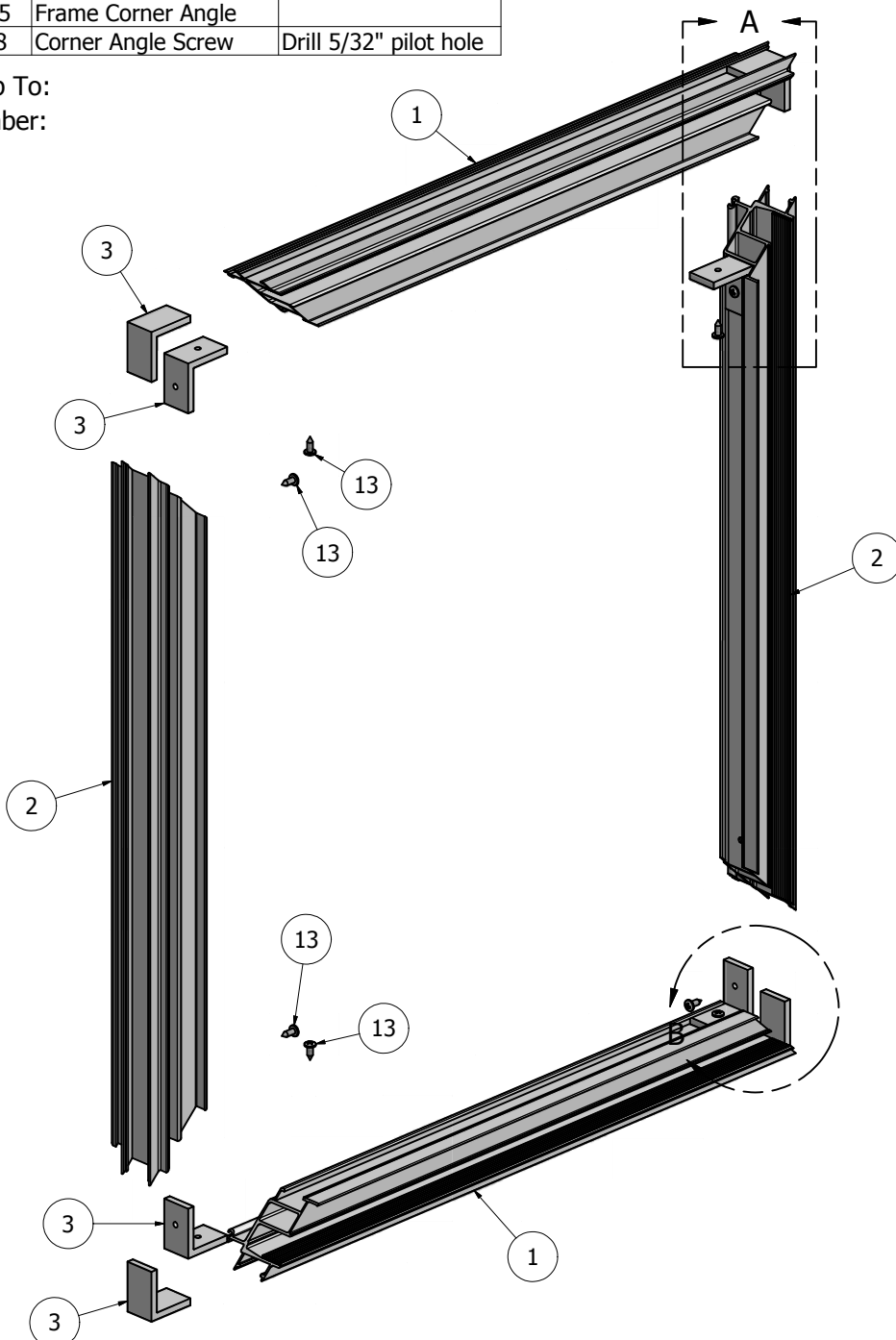
NOTE: PRE-CUT KITS ARE NOT PRE-DRILLED.
(Holes shown in this drawing are for reference only.
Drilling of pilot holes are to be done by fabricator.)

| | | | | |
|---|------------|------------------------|--------------|--------------|
| THIS DRAWING WAS CREATED AT NO CHARGE TO ASSIST YOU IN VISUALIZING OUR PROPOSAL. THE DRAWING HEREIN IS THE PROPERTY OF SIGNCOMP. PERMISSION TO COPY OR REVISE THIS DRAWING OR TO USE THIS DRAWING FOR PRODUCTION IS STRICTLY PROHIBITED AND CAN ONLY BE COPIED, REVISED OR USED FOR PRODUCTION WITH THE EXPRESSED WRITTEN PERMISSION OF SIGNCOMP. | | | | |
| DRAWN | Sarah | 3/5/2012 | | |
| Centroid X: | 0.000 in | TITLE | | |
| Centroid Y: | 0.000 in | | | |
| Principal Moments Ix: | 0.000 in^4 | Medium Body - Assembly | | |
| Principal Moments Iy: | 0.000 in^4 | | | |
| Section Modulus Ix: | 0.000 in^3 | DWG NO | K2015 | REV |
| Section Modulus Iy: | 0.000 in^3 | | | |
| | | | | SHEET 1 OF 1 |

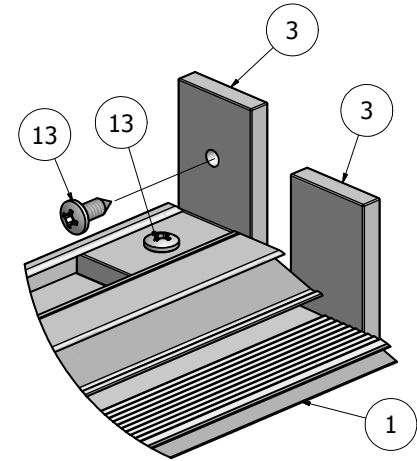
4 3 2 1

| Parts List | | | |
|------------|-------|--------------------|------------------------|
| ITEM | PART# | DESCRIPTION | NOTES |
| 1 | 2065 | Dual Frame | Top & Bottom |
| 2 | 2065 | Dual Frame | Sides |
| 3 | 5305 | Frame Corner Angle | |
| 13 | 5218 | Corner Angle Screw | Drill 5/32" pilot hole |

Ship To:
Order Number:



DETAIL A



DETAIL B

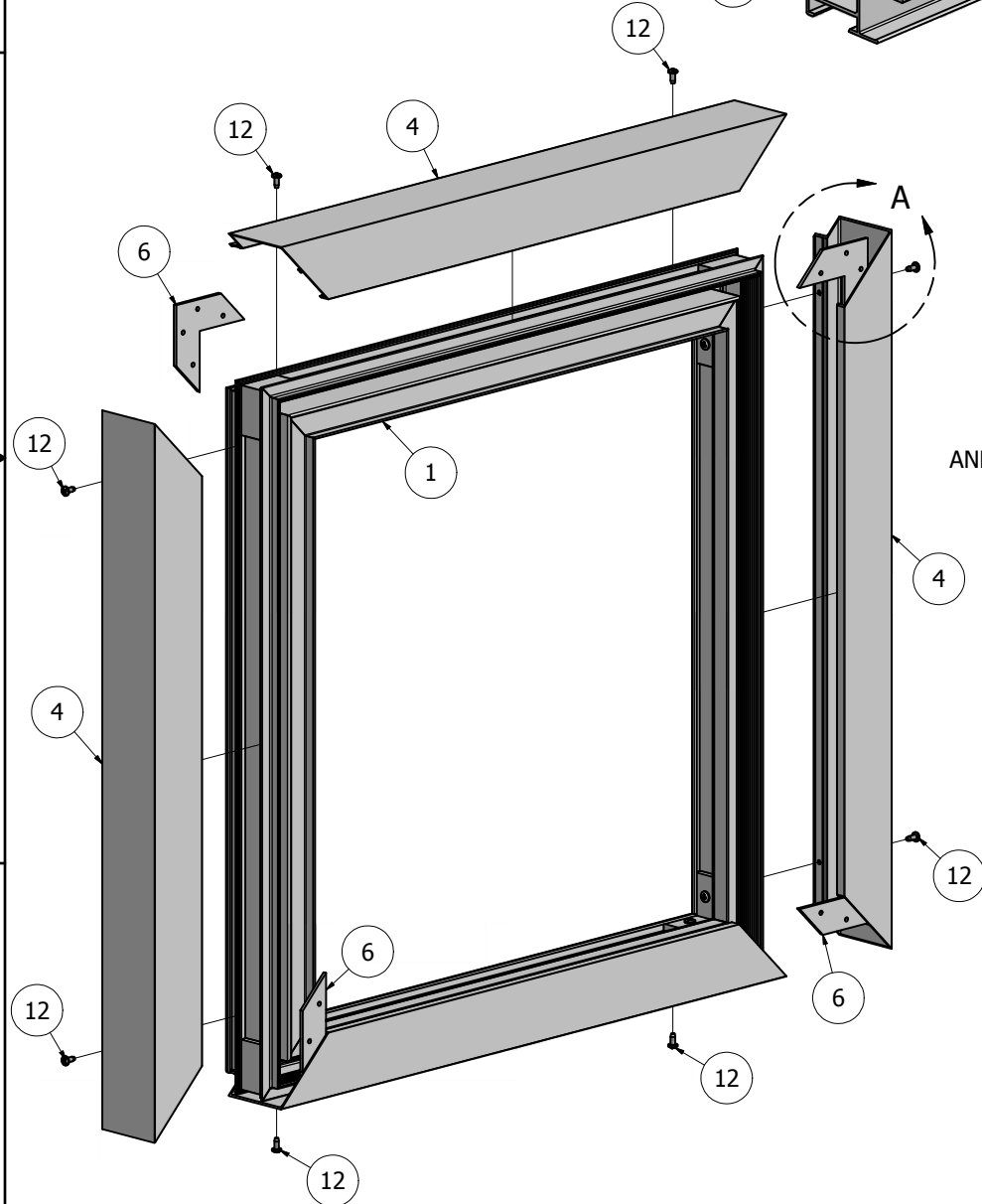
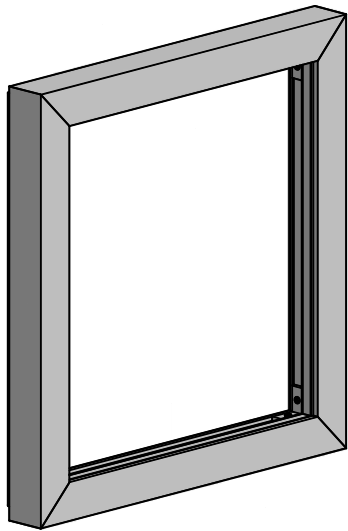
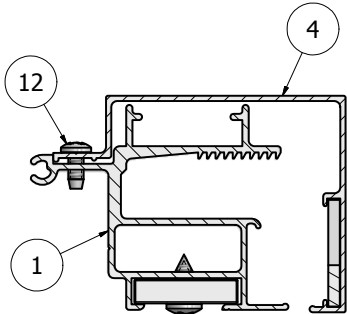
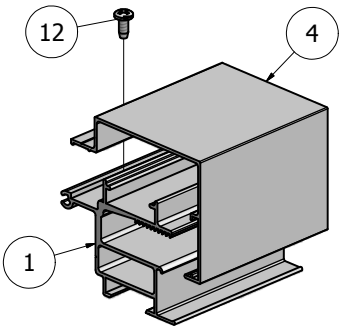
NOTE: PRE-CUT KITS ARE NOT PRE-DRILLED.
(Holes shown in this drawing are for reference only.
Drilling of pilot holes are to be done by fabricator.)

THIS DRAWING WAS CREATED AT NO CHARGE TO ASSIST YOU IN VISUALIZING OUR PROPOSAL. THE DRAWING HEREIN IS THE PROPERTY OF SIGNCOMP. PERMISSION TO COPY OR REVISE THIS DRAWING OR TO USE THIS DRAWING FOR PRODUCTION IS STRICTLY PROHIBITED AND CAN ONLY BE COPIED, REVISED OR USED FOR PRODUCTION WITH THE EXPRESSED WRITTEN PERMISSION OF SIGNCOMP.

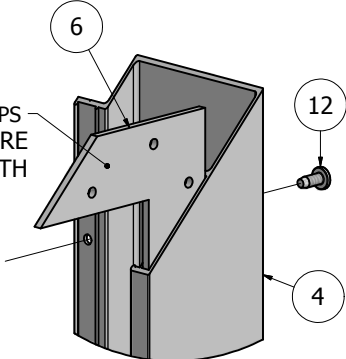
| | | | | |
|-----------------------|-----------------------|----------|-----------------------|--------------|
| DRAWN | Sarah | 3/6/2012 | SignComp | |
| Centroid X: | 0.000 in | | | |
| Centroid Y: | 0.000 in | | Dual Frame - Assembly | |
| Principal Moments Ix: | 0.000 in ⁴ | | | |
| Principal Moments Iy: | 0.000 in ⁴ | | DWG NO | K2065 |
| Section Modulus Ix: | 0.000 in ³ | | | REV |
| Section Modulus Iy: | 0.000 in ³ | | | |

| Parts List | | |
|------------|-------|----------------------------------|
| ITEM | PART# | DESCRIPTION |
| 1 | 2065 | Dual Frame Assembly |
| 4 | 2075 | 2-1/4" Dual Frame Cover Assembly |
| 6 | 5210 | Corner Key |
| 12 | 5195 | Cover Screw |

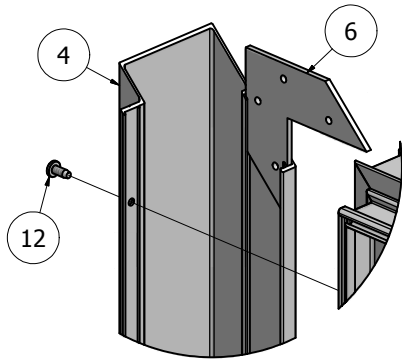
Ship To:
Order Number:



CORNER KEY HELPS ALIGN THE MITRE AND ADDS STRENGTH



DETAIL A
FRONT VIEW



DETAIL A
BACK VIEW

NOTE: PRE-CUT KITS ARE NOT PRE-DRILLED.
(Holes shown in this drawing are for reference only. Drilling of pilot holes are to be done by fabricator.)

THIS DRAWING WAS CREATED AT NO CHARGE TO ASSIST YOU IN VISUALIZING OUR PROPOSAL. THE DRAWING HEREIN IS THE PROPERTY OF SIGNCOMP. PERMISSION TO COPY OR REVISE THIS DRAWING OR TO USE THIS DRAWING FOR PRODUCTION IS STRICTLY PROHIBITED AND CAN ONLY BE COPIED, REVISED OR USED FOR PRODUCTION WITH THE EXPRESSED WRITTEN PERMISSION OF SIGNCOMP.

| | | | |
|-----------------------|-----------------------|----------|--|
| DRAWN | Sarah | 3/7/2012 | SignComp |
| Centroid X: | 0.000 in | | |
| Centroid Y: | 0.000 in | | TITLE |
| Principal Moments Ix: | 0.000 in ⁴ | | Dual Frame and Dual Frame Cover - Assembly |
| Principal Moments Iy: | 0.000 in ⁴ | | DWG NO |
| Section Modulus Ix: | 0.000 in ³ | | K2065-75 |
| Section Modulus Iy: | 0.000 in ³ | | REV |